

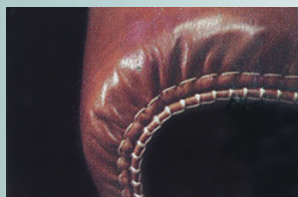
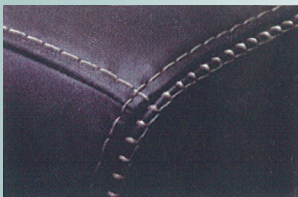


Since 1898  
**CONSEW**®

# Model 2040-DSM

## DECORATIVE STITCH MACHINE

WITH  
SEVEN DIFFERENT CAMS  
FOR ORNAMENTAL STITCHING  
LARGE OSCILLATING SHUTTLE



EXTRA HEAVY DUTY  
SINGLE NEEDLE / DOUBLE NEEDLE  
DROP FEED  
LOCKSTITCH MACHINE

# Model 2040-DSM

## APPLICATIONS

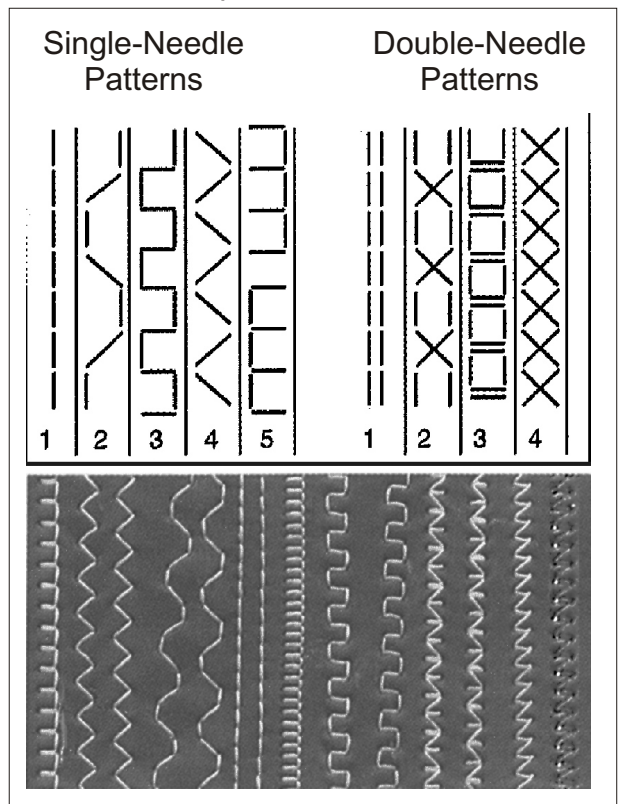
- Suitable for sewing cut pieces and decorative sewing of upholstery, shoes, suitcases, canvas, backpacks and automotive trim.
- For sewing heavy weight materials such as canvas, vinyl, leather, synthetics and various coated, laminated and rubberized fabrics.
- Designed for decorative sewing using thick thread and thick materials.

## FEATURES

- Comes with 7 different cams for up to 14 different decorative stitches
- Can operate as a single-needle or a double-needle machine
- Easy changeable cams
- Large Oscillating shuttle
- 13/16" / 20mm presser foot lift by foot (12mm by hand)
- Drop feed
- Three row feeder



Sample Stitch Patterns



## SPECIFICATIONS

Max sewing speed *		800 s.p.m
Presser Foot Lift	By hand	12mm
	By foot	20mm
Max stitch		0 ~ 10mm
Needles distance		6mm, 5mm
Needle size		DY x 3
Shuttle hook		KSP204N
Motor Requirements (motor not included)		500 W., (3/4 HP)
		1400 r.p.m

\* Speed depends on operation, materials and thread

Specifications subject to change without notice.

©2012 Consew USA -1012