

# Product Bulletin




## JIFFY® STEAMER TRAVEL CASE PACKING INSTRUCTIONS FOR MODEL J-2000®

### PRECAUTIONS

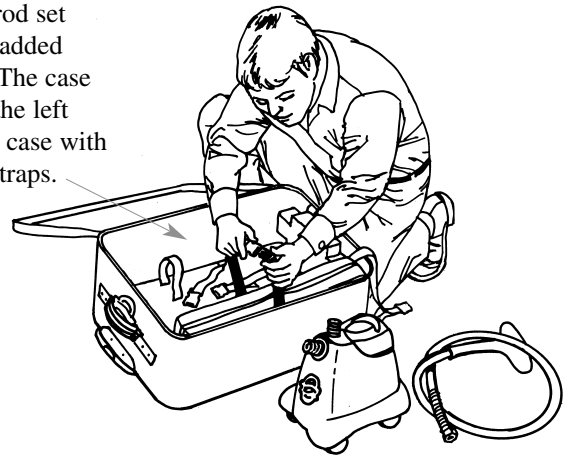
Unplug Jiffy® Steamer Model J-2000® and empty all remaining water from the base unit and water caddy.  
**Caution:** Water may damage this case. Do **not** pack with water in either the base unit or water caddy.

### PACKING INSTRUCTIONS

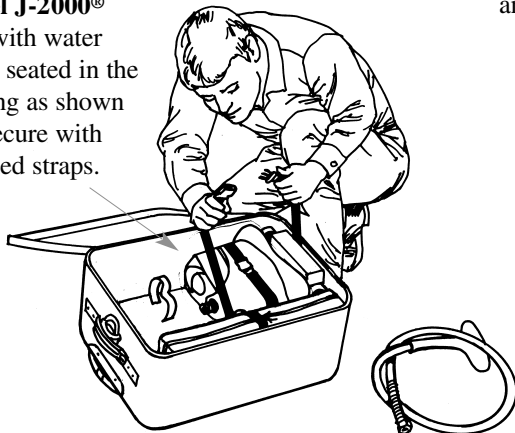
- 1** Put the base foam cushion in place using the Velcro® strips.



- 2** Disassemble rod set and zip into padded interior case. The case is secured to the left interior of the case with the supplied straps.




- 3** Remove hose attachment from steamer base. Place the Jiffy® Steamer Model J-2000® base with water caddy seated in the housing as shown and secure with supplied straps.



- 4** Unzip pocket on front panel of case. Insert hose and attachment and zip to secure.



- 5** Zip the Jiffy® Steamer Travel Case closed and you are ready to travel with your Jiffy® Steamer Model J-2000®.



Comments? Questions?  
Jiffy® Steamer Company Hotline  
1-800-52-JIFFY  
(1-800-525-4339)

Jiffy® Steamer Company, LLC  
4462 Ken-Tenn Highway (38261)  
Post Office Box 869  
Union City, Tennessee 38281-0869 USA

Phone: 1-731-885-6690  
Fax: 1-731-885-6692  
Web: [www.jiffysteamer.com](http://www.jiffysteamer.com)  
E-mail: [jsinfo@jiffysteamer.com](mailto:jsinfo@jiffysteamer.com)