




LAKE CHARLES

ROW INSTRUCTIONS



FABRIC NEEDED

- A - 4 BLUE PATCHES
4 WHITE PATCHES
- B - 4 WHITE PATCHES
4 NAVY PATCHES
1 GREEN PATCH


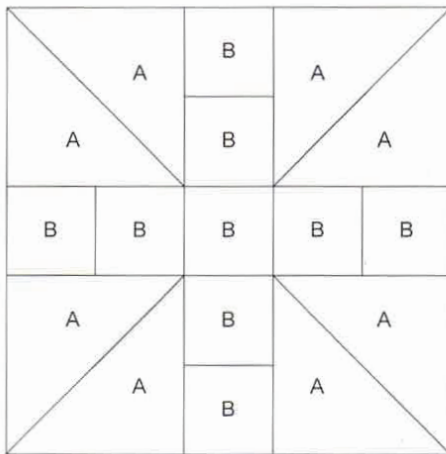


DIRECTIONS


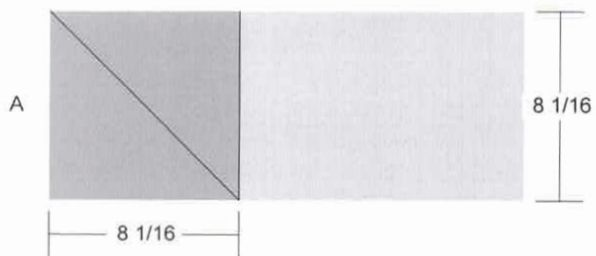
- FOLLOW CUTTING INSTRUCTIONS
- MAKE (4) HALF SQUARE TRIANGLES (HST)
- MAKE (2) ROWS OF HST AND B BLOCKS
- MAKE CENTER ROW WITH 2 BLOCK AND A CENTER B SQUARE
- SEW ALL ROWS TOGETHER FOLLOWING THE DIAGRAM

Propeller

Key Block (13/100 actual size)



Cutting Diagrams



Patch Count



4 patches



4 patches



4 patches




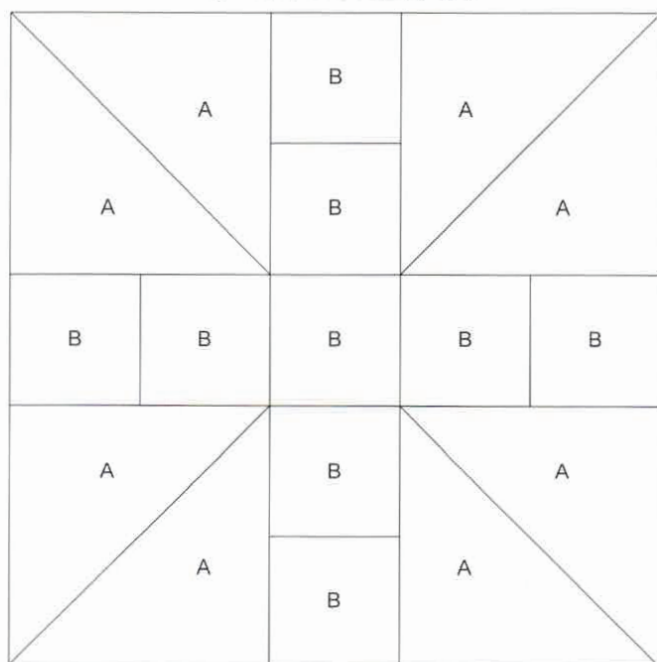
1 patch



4 patches

Propeller

Key Block (19/100 actual size)



A