




SAN ANTONIO

ROW INSTRUCTIONS



FABRIC NEEDED

- A - 20 WHITE PATCHES
- B - 4 WHITE PATCHES
- C - 16 LIGHT BLUE PATCHES
16 DARK BLUE PATCHES


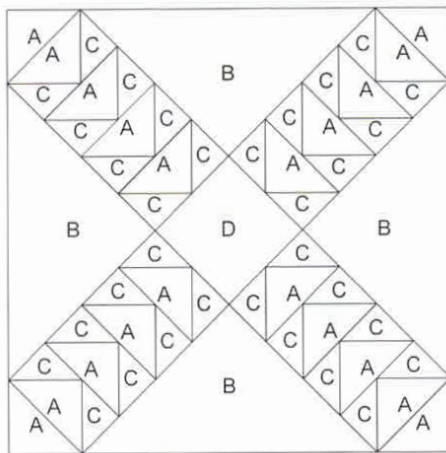


DIRECTIONS

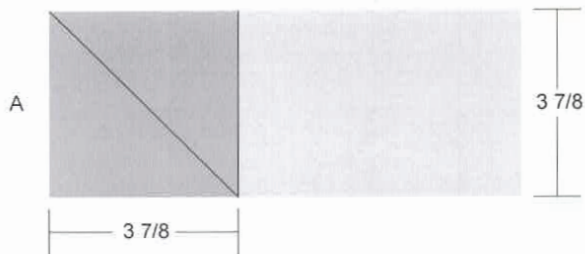
- FOLLOW CUTTING INSTRUCTIONS
- MAKE (16) A, C BLOCKS
- SEW (4) A, C TOGETHER (FOLLOW DIAGRAM)
- SEW (2) B BLOCKS TO A ROW OF A, C BLOCKS
- SEW (2) A, C BLOCKS TO THE D BLOCK
- FOLLOW DIAGRAM TO PUT ROWS TOGETHER
- ADD A TO THE CORNERS

Unnamed

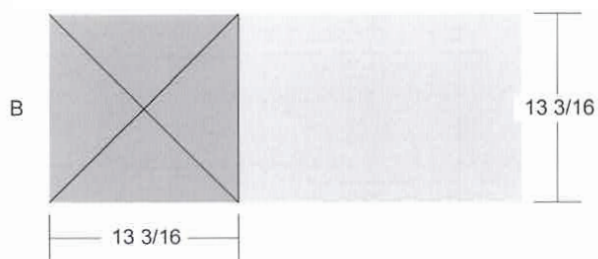
Key Block (13/100 actual size)



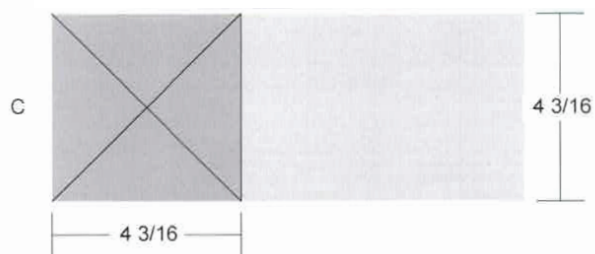
Cutting Diagrams



20 patches




4 patches



16 patches

16 patches



1 patch

Unnamed

Key Block (19/100 actual size)

