
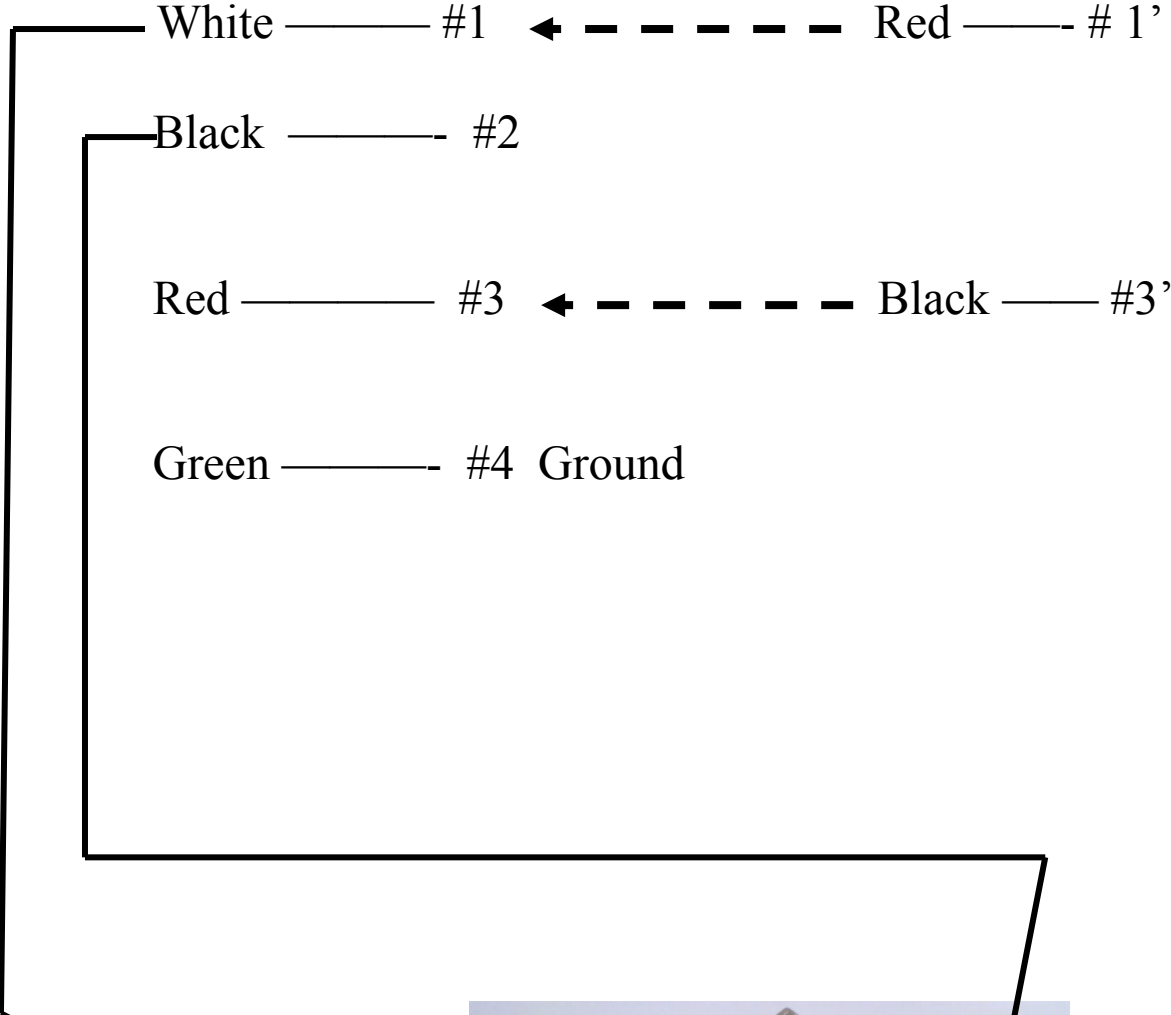



Four Wires of AH-2100;

Thumb Switch Wires;




Thumb Switch of AH-2100

Thumb Switch Wires of the handle



Line cord of AH-2100




White

Green

Red

Black

#1 White



#2 Black

Four Wires of AH-2100;

SR-3 4-Pole Male Plug;

White ——— #1 #1 Pin
(Plus)

Black ——— #2 #2 Pin
(Minus)

Red ——— #3 #3 Pin

Green ——— #4 Ground #4 Pin

For Other Regulators or Lowboys,

White ——— #1
(Plus)

Black ——— #2
(Minus)

Red ——— #3

Green ——— #4 Ground

#1
Connector

#2
Connector

#3
Connector

#4
Connector

You need to find out which connector is for plus and minus first.

Then , connect the rest of the wires.