

dime[®]

DESIGNS IN MACHINE EMBROIDERY



HOOPING SYSTEMS COMPATIBILITY CHART





SNAP HOOP MONSTER

Designed for Ease

Snap Hoop Monster comes with a flat magnetic top and metal bottom frame. The bottom frame includes a machine attachment that is recognized by the embroidery machine. Simply lay the stabilizer and fabric over the bottom frame and snap the top frame in place. Voila! Even the heaviest of fabric is secured.

Be Creative with Heavy-Duty Fabrics

Multiple hoopings are a breeze with the Snap Hoop Monster. Easily achieve flawless continuous embroidery when stitching quilts, towels and more. Stitch all the way to the edge of fabric by securing just two or more sides in the hoop.

Snap Hoop Monster includes:

- One metal base frame with machine attachment
- One magnetic top frame
- One magnetic safety shield
- Four adhesive centering rulers
- 1 sheet of Target Stickers
- Printed instructions



STICKY HOOP

Hoop-free, hoop sideless, hoop sticky!

Sticky Hoops provide a flat surface for hoopless embroidery. Pre-cut, tearaway adhesive stabilizer gives a strong stable hold for embroidery projects.

The flat metal frame streamlines trimming for applique and in-the-hoop projects. No embroidery rings to interfere with trimming! And, since materials can extend beyond the sewing field, the Sticky Hoop is "sideless"!

Designed for Ease

Sticky Hoop comes with a metal bottom frame. The bottom frame includes a machine attachment that is recognized by the embroidery machine.

Sticky Hoop includes:

- Sticky Hoop frame
- 25 sheets of Peel 'n Stick tear-away adhesive stabilizer pre-cut for your hoop size
- 4 adhesive centering guides



QUICK SNAP 2.0

Conquer difficult to hoop items

Embroider sleeves and pant legs without opening a seam!

Quick Snap 2.0 includes:

- Three metal bottom frames and three magnetic tops:
 - 2" x 8" (Perfect for Sleeves)
 - 4" x 8" (Great for Pant Legs)
 - 5.5" x 8" (Ideal for Children's Wear & Pockets)
- Quick Snap Extension

FIND A HOOPING SYSTEM FOR YOUR MACHINE MODEL



MULTI-NEEDLE MONSTER

A monster-grip for heavy-duty projects!

Experience the effortless one-step method to hoop and align heavyweight fabrics. The secret is in the patented design of the Snap Hoop Monster.

Designed for Ease and Recognized by Your Machine

Multi Needle Monster comes with one flat magnetic frame and one metal frame that slips right into the embroidery frame holder. Simply lay the stabilizer and fabric over the teal-colored magnetic frame and snap the metal frame in place. Slide it into the embroidery frame holder, and voila!

Multi Needle Monster is completely flat, eliminating the nuisance of excess fabric falling into the embroidery field.

Multi-Needle Monster includes:

- One metal frame recognized by your machine
- One magnetic frame
- One magnet safety shield
- Four adhesive centering rulers

Snap Hoop Monster for Single-Needle Machines

Baby Lock	4 - 5
Bernina	16
Brother	8 - 11
Husqvarna Viking	17
Janome / Elna	18
Pfaff	19

Sticky Hoop for Single-Needle Machines

Baby Lock	6 - 7
Bernina	16
Brother	12 - 15
Husqvarna Viking	17
Janome / Elna	18
Pfaff	19

Snap Hoop Monster for Single-Needle Tubular Machines

Baby Lock	20
Brother	20

Snap Hoop Monster for Multi-Needle Machines

Baby Lock	20
Brother	20
Janome	20

Quick Snap 2.0 for Multi-Needle Machines

Baby Lock	21
Brother	21

Quilt Toppers

Janome / Elna	19
---------------	-------	----



FOR THE LOVE OF SEWING

Single-Needle Machine Models	SNAP HOOP MONSTER				
	4" x 4"	5" x 7"	6" x 6"	6" x 10"	7" x 12"*
Accord	-----	LM6 SKU: SH00A6M	-----	-----	-----
Aerial	LM3 SKU: SH00A3M	LM1 SKU: SH00A1M	LM14 SKU: SH00A14M	LM8 SKU: SH00A8M	LM5 SKU: SH00A5M
Altair	LM3 SKU: SH00A3M	LM1 SKU: SH00A1M	LM14 SKU: SH00A14M	LM8 SKU: SH00A8M	LM5 SKU: SH00A5M
Aventura I and II	LM3 SKU: SH00A3M	LM1 SKU: SH00A1M	LM14 SKU: SH00A14M	LM8 SKU: SH00A8M	-----
Bloom		LM6 SKU: SH00A6M	-----	-----	-----
Destiny BLDY	LM3 SKU: SH00A3M	LM1 SKU: SH00A1M	LM14 SKU: SH00A14M	LM8 SKU: SH00A8M	LM5 SKU: SH00A5M
Destiny BLDY 2	LM3 SKU: SH00A3M	LM1 SKU: SH00A1M	LM14 SKU: SH00A14M	LM8 SKU: SH00A8M	LM5 SKU: SH00A5M
Ellageo BLL all versions	LM3 SKU: SH00A3M	LM1 SKU: SH00A1M	-----	LM8 SKU: SH00A8M	-----
Ellageo Plus ESG, ESG2, ESG3	LM3 SKU: SH00A3M	-----	-----	-----	-----
Ellegante all versions	LM3 SKU: SH00A3M	LM1 SKU: SH00A1M	-----	LM8 SKU: SH00A8M	LM5 SKU: SH00A5M
Ellisimo all versions	LM3 SKU: SH00A3M	LM1 SKU: SH00A1M	LM14 SKU: SH00A14M	LM8 SKU: SH00A8M	LM5 SKU: SH00A5M
Ellure BLR, Ellure Plus BLR2, BLR3	-----	LM6 SKU: SH00A6M	-----	-----	-----
Emore BLMR	-----	LM6 SKU: SH00A6M	-----	-----	-----
Esante all versions except ESe2	LM3 SKU: SH00A3M	LM1 SKU: SH00A1M	-----	LM8 SKU: SH00A8M	-----
Esante ESe2	-----	LM6 SKU: SH00A6M	-----	-----	-----
Flare	LM3 SKU: SH00A3M	LM1 SKU: SH00A1M	LM14 SKU: SH00A14M	LM8 SKU: SH00A8M	-----
Flourish, Flourish II	LM3 SKU: SH00A3M	LM1 SKU: SH00A1M	LM14 SKU: SH00A14M	LM8 SKU: SH00A8M	-----
Journey	LM3 SKU: SH00A3M	LM1 SKU: SH00A1M	LM14 SKU: SH00A14M	LM8 SKU: SH00A8M	LM5 SKU: SH00A5M
Meridian	LM3 SKU: SH00A3M	LM1 SKU: SH00A1M	LM14 SKU: SH00A14M	LM8 SKU: SH00A8M	LM5 SKU: SH00A5M
Pathfinder	LM3 SKU: SH00A3M	LM1 SKU: SH00A1M	LM14 SKU: SH00A14M	LM8 SKU: SH00A8M	LM5 SKU: SH00A5M
Solaris Series	LM3 SKU: SH00A3M	LM1 SKU: SH00A1M	LM14 SKU: SH00A14M	LM8 SKU: SH00A8M	LM5 SKU: SH00A5M
Solaris 2, Solaris Vision	LM3 SKU: SH00A3M	LM1 SKU: SH00A1M	LM14 SKU: SH00A14M	LM8 SKU: SH00A8M	LM5 SKU: SH00A5M
Sophia	LM13 SKU: SH00A3M	-----	-----	-----	-----
Spirit	LM3 SKU: SH00A13M	LM1 SKU: SH00A1M	LM14 SKU: SH00A14M	LM8 SKU: SH00A8M	LM5 SKU: SH00A5M
Unity BLTY	LM3 SKU: SH00A3M	LM1 SKU: SH00A1M	LM14 SKU: SH00A14M	LM8 SKU: SH00A8M	LM5 SKU: SH00A5M
Vesta	LM3 SKU: SH00A3M	LM1 SKU: SH00A1M	LM14 SKU: SH00A14M	LM8 SKU: SH00A8M	-----

* Due to magnet width restrictions, the LM5 sewing field is 6.69" x 12" 170 x 300mm - 10mm narrower than the standard 7" x 12" 180 x 300mm hoop.



FOR THE LOVE OF SEWING

Single-Needle Machine Models	SNAP HOOP MONSTER					
	8" x 8"	8" x 12"	9.5" x 9.5"	9.5" x 14"	10.5" x 10.5"	10.5" x 16"
Accord	-----	-----	-----	-----	-----	-----
Aerial	LM2 SKU: SH00A2M	LM7 SKU: SH00A7M	-----	-----	-----	-----
Altair	LM2 SKU: SH00A2M	LM7 SKU: SH00A7M	LM10 SKU: SH00A10M	LM9 SKU: SH00A9M	-----	-----
Aventura I and II	-----	-----	-----	-----	-----	-----
Bloom	-----	-----	-----	-----	-----	-----
Destiny BLDY	LM2 SKU: SH00A2M	LM7 SKU: SH00A7M	-----	LM9 SKU: SH00A9M	-----	-----
Destiny BLDY 2	LM2 SKU: SH00A2M	LM7 SKU: SH00A7M	LM10 SKU: SH00A10M	LM9 SKU: SH00A9M	-----	-----
Ellageo BLL all versions	-----	-----	-----	-----	-----	-----
Ellageo Plus ESG, ESG2, ESG3	-----	-----	-----	-----	-----	-----
Ellegante all versions	-----	-----	-----	-----	-----	-----
Ellisimo all versions	LM2 SKU: SH00A2M	LM7 SKU: SH00A7M	-----	-----	-----	-----
Ellure BLR, Ellure Plus BLR2, BLR3	-----	-----	-----	-----	-----	-----
Emore BLMR	-----	-----	-----	-----	-----	-----
Esante all versions except ESe2	-----	-----	-----	-----	-----	-----
Esante ESe2	-----	-----	-----	-----	-----	-----
Flare	-----	-----	-----	-----	-----	-----
Flourish, Flourish II	-----	-----	-----	-----	-----	-----
Journey	LM2 ¹ SKU: SH00A2M	LM7 ¹ SKU: SH00A7M	-----	-----	-----	-----
Meridian	LM2 SKU: SH00A2M	LM7 SKU: SH00A7M	LM10 SKU: SH00A10M	LM9 SKU: SH00A9M	-----	-----
Pathfinder	LM2 SKU: SH00A2M	LM7 SKU: SH00A7M	-----	-----	-----	-----
Solaris Series	LM2 SKU: SH00A2M	LM7 SKU: SH00A7M	LM10 SKU: SH00A10M	LM9 SKU: SH00A9M	LM12 ¹ SKU: SH00A12M	LM11 SKU: SH00A11M
Solaris 2, Solaris Vision	LM2 SKU: SH00A2M	LM7 SKU: SH00A7M	LM10 SKU: SH00A10M	LM9 SKU: SH00A9M	LM12 SKU: SH00A12M	LM11 SKU: SH00A11M
Sophia	-----	-----	-----	-----	-----	-----
Spirit	LM2 ¹ SKU: SH00A2M	LM7 ¹ SKU: SH00A7M	-----	-----	-----	-----
Unity BLTY	LM2 ¹ SKU: SH00A2M	LM7 ¹ SKU: SH00A7M	-----	-----	-----	-----
Vesta	-----	-----	-----	-----	-----	-----

¹ with upgrade kit



FOR THE LOVE OF SEWING

Single-Needle Machine Models	STICKY HOOPS				
	4" x 4"	5" x 7"	6" x 6"	6" x 10"	7" x 12"***
Accord	-----	LS6 SKU: SH00A6S	-----	-----	-----
Aerial	LS3 SKU: SH00A3S	LS1 SKU: SH00A1S	LS14 SKU: SH00A14S	LS8 SKU: SH00A8S	LS5 SKU: SH00A5S
Altair	LS3 SKU: SH00A3S	LS1 SKU: SH00A1S	LS14 SKU: SH00A14S	LS8 SKU: SH00A8S	LS5 SKU: SH00A5S
Aventura I and II	LS3 SKU: SH00A3S	LS1 SKU: SH00A1S	LS14 SKU: SH00A14S	LS8 SKU: SH00A8S	-----
Bloom		LS6 SKU: SH00A6S	-----	-----	-----
Destiny BLDY	LS3 SKU: SH00A3S	LS1 SKU: SH00A1S	LS14 SKU: SH00A14S	LS8 SKU: SH00A8S	LS5 SKU: SH00A5S
Destiny BLDY 2	LS3 SKU: SH00A3S	LS1 SKU: SH00A1S	LS14 SKU: SH00A14S	LS8 SKU: SH00A8S	LS5 SKU: SH00A5S
Ellageo BLL all versions	LS3 SKU: SH00A3S	LS1 SKU: SH00A1S	-----	LS8 SKU: SH00A8S	-----
Ellageo Plus ESG, ESG2, ESG3	LS3 SKU: SH00A3S	-----	-----	-----	-----
Ellegante all versions	LS3 SKU: SH00A3S	LS1 SKU: SH00A1S	-----	LS8 SKU: SH00A8S	LS5 SKU: SH00A5S
Ellisimo all versions	LS3 SKU: SH00A3S	LS1 SKU: SH00A1S	LS14 SKU: SH00A14S	LS8 SKU: SH00A8S	LS5 SKU: SH00A5S
Ellure BLR, Ellure Plus BLR2, BLR3	-----	LS6 SKU: SH00A6S	-----	-----	-----
Emore BLMR	-----	LS6 SKU: SH00A6S	-----	-----	-----
Esante all versions except ESe2	LS3 SKU: SH00A3S	LS1 SKU: SH00A1S	-----	LS8 SKU: SH00A8S	-----
Esante ESe2	-----	LS6 SKU: SH00A6S	-----	-----	-----
Flare	LS3 SKU: SH00A3S	LS1 SKU: SH00A1S	LS14 SKU: SH00A14S	LS8 SKU: SH00A8S	-----
Flourish, Flourish II	LS3 SKU: SH00A3S	LS1 SKU: SH00A1S	LS14 SKU: SH00A14S	LS8 SKU: SH00A8S	-----
Journey	LS3 SKU: SH00A3S	LS1 SKU: SH00A1S	LS14 SKU: SH00A14S	LS8 SKU: SH00A8S	LS5 SKU: SH00A5S
Meridian	LS3 SKU: SH00A3S	LS1 SKU: SH00A1S	LS14 SKU: SH00A14S	LS8 SKU: SH00A8S	LS5 SKU: SH00A5S
Pathfinder	LS3 SKU: SH00A3S	LS1 SKU: SH00A1S	LS14 SKU: SH00A14S	LS8 SKU: SH00A8S	LS5 SKU: SH00A5S
Solaris Series	LS3 SKU: SH00A3S	LS1 SKU: SH00A1S	LS14 SKU: SH00A14S	LS8 SKU: SH00A8S	LS5 SKU: SH00A5S
Solaris 2, Solaris Vision	LS3 SKU: SH00A3S	LS1 SKU: SH00A1S	LS14 SKU: SH00A14S	LS8 SKU: SH00A8S	LS5 SKU: SH00A5S
Sophia	LS13 SKU: SH00A3S	-----	-----	-----	-----
Spirit	LS3 SKU: SH00A3S	LS1 SKU: SH00A1S	LS14 SKU: SH00A14S	LS8 SKU: SH00A8S	LS5 SKU: SH00A5S
Unity BLTY	LS3 SKU: SH00A3S	LS1 SKU: SH00A1S	LS14 SKU: SH00A14S	LS8 SKU: SH00A8S	LS5 SKU: SH00A5S
Vesta	LS3 SKU: SH00A3S	LS1 SKU: SH00A1S	LS14 SKU: SH00A14S	LS8 SKU: SH00A8S	-----

* Due to magnet width restrictions, the LM5 sewing field is 6.69" x 12" 170 x 300mm - 10mm narrower than the standard 7" x 12" 180 x 300mm hoop.



FOR THE LOVE OF SEWING

Single-Needle Machine Models	STICKY HOOPS					
	8" x 8"	8" x 12"	9.5" x 9.5"	9.5" x 14"	10.5" x 10.5"	10.5" x 16"
Accord	-----	-----	-----	-----	-----	-----
Aerial	LS2 SKU: SH00A2S	LS7 SKU: SH00A7S	-----	-----	-----	-----
Altair	LS2 SKU: SH00A2S	LS7 SKU: SH00A7S	LS10 SKU: SH00A10S	LS9 SKU: SH00A9S	-----	-----
Aventura I and II	-----	-----	-----	-----	-----	-----
Bloom	-----	-----	-----	-----	-----	-----
Destiny BLDY	LS2 SKU: SH00A2S	LS7 SKU: SH00A7S	-----	LS9 SKU: SH00A9S	-----	-----
Destiny BLDY 2	LS2 SKU: SH00A2S	LS7 SKU: SH00A7S	LS10 SKU: SH00A10S	LS9 SKU: SH00A9S	-----	-----
Ellageo BLL all versions	-----	-----	-----	-----	-----	-----
Ellageo Plus ESG, ESG2, ESG3	-----	-----	-----	-----	-----	-----
Ellegante all versions	-----	-----	-----	-----	-----	-----
Ellisimo all versions	LS2 SKU: SH00A2S	LS7 SKU: SH00A7S	-----	-----	-----	-----
Ellure BLR, Ellure Plus BLR2, BLR3	-----	-----	-----	-----	-----	-----
Emore BLMR	-----	-----	-----	-----	-----	-----
Esante all versions except ESe2	-----	-----	-----	-----	-----	-----
Esante ESe2	-----	-----	-----	-----	-----	-----
Flare	-----	-----	-----	-----	-----	-----
Flourish, Flourish II	-----	-----	-----	-----	-----	-----
Journey	LS2 ¹ SKU: SH00A2S	LS7 ¹ SKU: SH00A7S	-----	-----	-----	-----
Meridian	LS2 SKU: SH00A2S	LS7 SKU: SH00A7S	LS10 SKU: SH00A10S	LS9 SKU: SH00A9S	-----	-----
Pathfinder	LS2 SKU: SH00A2S	LS7 SKU: SH00A7S	-----	-----	-----	-----
Solaris Series	LS2 SKU: SH00A2S	LS7 SKU: SH00A7S	LS10 SKU: SH00A10S	LS9 SKU: SH00A9S	LS12 ¹ SKU: SH00A12S	LS11 SKU: SH00A11S
Solaris 2, Solaris Vision	LS2 SKU: SH00A2S	LS7 SKU: SH00A7S	LS10 SKU: SH00A10S	LS9 SKU: SH00A9S	LS12 SKU: SH00A12S	LS11 SKU: SH00A11S
Sophia	-----	-----	-----	-----	-----	-----
Spirit	LS2 ¹ SKU: SH00A2S	LS7 ¹ SKU: SH00A7S	-----	-----	-----	-----
Unity BLTY	LS2 ¹ SKU: SH00A2S	LS7 ¹ SKU: SH00A7S	-----	-----	-----	-----
Vesta	-----	-----	-----	-----	-----	-----

¹ with upgrade kit

Single-Needle Machine Models	SNAP HOOP MONSTER				
	4" x 4"	5" x 7"	6" x 6"	6" x 10"	7" x 12"*
DESIGNIO					
Designio DZ820E	-----	LM6 SKU: SH00A6M	-----	-----	-----
DUETTA					
Duetta all versions	LM3 SKU: SH00A3M	LM1 SKU: SH00A1M	-----	LM8 SKU: SH00A8M	LM5 SKU: SH00A5M
ESSENCE SERIES					
Essence Innov-is VE2300	LM3 SKU: SH00A3M	LM1 SKU: SH00A1M	-----	LM8 SKU: SH00A8M	LM5 SKU: SH00A5M
Essence Innov-is VM5200	LM3 SKU: SH00A3M	LM1 SKU: SH00A1M	LM14 SKU: SH00A14M	LM8 SKU: SH00A8M	LM5 SKU: SH00A5M
INNOV-IS					
Innov-is 1000, 1200	-----	LM6 SKU: SH00A6M	-----	-----	-----
Innov-is 1500D, 2500D	LM3 SKU: SH00A3M	LM1 SKU: SH00A1M	-----	LM8 SKU: SH00A8M	-----
Innov-is 4000D	LM3 SKU: SH00A3M	LM1 SKU: SH00A1M	LM14 ¹ SKU: SH00A14M	LM8 SKU: SH00A8M	LM5 SKU: SH00A5M
Innov-is PE400D, PE500, PE525, PE535, PE540, PE550	LM13 SKU: SH00A13M	-----	-----	-----	-----
Innov-is PE700, PE700II, PE750D, PE770, PE780D, PE800	-----	LM6 SKU: SH00A6M	-----	-----	-----
Innov-is SE270D, SE350, SE400, SE425, SE600, SE625, SE630	LM13 SKU: SH00A13M	-----	-----	-----	-----
Innov-is SE1900	-----	LM6 SKU: SH00A6M	-----	-----	-----
INNOV-IS DREAM SERIES (Creator, Machine, Maker, Weaver)					
Dream Creator XE Innov-is VM5100, Dream Creator2 XE Innov-is VM5100	LM3 SKU: SH00A3M	LM1 SKU: SH00A1M	LM14 SKU: SH00A14M	LM8 SKU: SH00A8M	LM5 SKU: SH00A5M
THE Dream Machine 1 Innov-is V8500D	LM3 SKU: SH00A3M	LM1 SKU: SH00A1M	LM14 SKU: SH00A14M	LM8 SKU: SH00A8M	LM5 SKU: SH00A5M
THE Dream Machine 2 Innov-is XV8550D	LM3 SKU: SH00A3M	LM1 SKU: SH00A1M	LM14 SKU: SH00A14M	LM8 SKU: SH00A8M	LM5 SKU: SH00A5M
Dream Maker XE Innov-is VE2200	LM3 SKU: SH00A3M	LM1 SKU: SH00A1M	LM14 SKU: SH00A14M	LM8 SKU: SH00A8M	LM5 SKU: SH00A5M
Dream Weaver XE Innov-is VM6200D	LM3 SKU: SH00A3M	LM1 SKU: SH00A1M	LM14 SKU: SH00A14M	LM8 SKU: SH00A8M	LM5 SKU: SH00A5M
INNOV-IS HE SERIES					
HE-1, HE-120, HE-240	LM13 SKU: SH00A13M	-----	-----	-----	-----

* Due to magnet width restrictions, the LM5 sewing field is 6.69" x 12" 170 x 300mm - 10mm narrower than the standard 7" x 12" 180 x 300mm hoop.

¹ with firmware update

Single-Needle Machine Models	SNAP HOOP MONSTER					
	8" x 8"	8" x 12"	9.5" x 9.5"	9.5" x 14"	10.5" x 10.5"	10.5" x 16"
DESIGNIO						
Designio DZ820E	-----	-----	-----	-----	-----	-----
DUETTA						
Duetta all versions	-----	-----	-----	-----	-----	-----
ESSENCE SERIES						
Essence Innov-is VE2300	LM2 SKU: SH00A2M	LM7 SKU: SH00A7M	-----	-----	-----	-----
Essence Innov-is VM5200	LM2 SKU: SH00A2M	LM7 SKU: SH00A7M	-----	-----	-----	-----
INNOV-IS						
Innov-is 1000, 1200	-----	-----	-----	-----	-----	-----
Innov-is 1500D, 2500D	-----	-----	-----	-----	-----	-----
Innov-is 4000D	-----	-----	-----	-----	-----	-----
Innov-is PE400D, PE500, PE525, PE535, PE540, PE550	-----	-----	-----	-----	-----	-----
Innov-is PE700, PE700II, PE750D, PE770, PE780D, PE800	-----	-----	-----	-----	-----	-----
Innov-is SE270D, SE350, SE400, SE425, SE600, SE625, SE630	-----	-----	-----	-----	-----	-----
Innov-is SE1900	-----	-----	-----	-----	-----	-----
INNOV-IS DREAM SERIES (Creator, Machine, Maker, Weaver)						
Dream Creator XE Innov-is VM5100, Dream Creator2 XE Innov-is VM5100	LM2 ² SKU: SH00A2M	LM7 ² SKU: SH00A7M	-----	-----	-----	-----
THE Dream Machine 1 Innov-is V8500D	LM2 SKU: SH00A2M	LM7 SKU: SH00A7M	-----	LM9 SKU: SH00A9M	-----	-----
THE Dream Machine 2 Innov-is XV8550D	LM2 SKU: SH00A2M	LM7 SKU: SH00A7M	LM10 SKU: SH00A10M	LM9 SKU: SH00A9M	-----	-----
Dream Maker XE Innov-is VE2200	LM2 ² SKU: SH00A2M	LM7 ² SKU: SH00A7M	-----	-----	-----	-----
Dream Weaver XE Innov-is VM6200D	LM2 ² SKU: SH00A2M	LM7 ² SKU: SH00A7M	-----	-----	-----	-----
INNOV-IS HE SERIES						
HE-1, HE-120, HE-240	-----	-----	-----	-----	-----	-----

² with upgrade kit

Single-Needle Machine Models	SNAP HOOP MONSTER				
	4" x 4"	5" x 7"	6" x 6"	6" x 10"	7" x 12"*
INNOV-IS LIMITED EDITION					
LB5000M, LB5000S, LB6770 PRW, LB6800	LM13 SKU: SH00A13M	-----	-----	-----	-----
Isodore Innov-is NV5000 Laura Ashley	LM3 SKU: SH00A3M	LM1 SKU: SH00A1M	-----	LM8 SKU: SH00A8M	LM5 SKU: SH00A5M
INNOV-IS NS SERIES					
Innov-is NS1150E, NS1250E, NS2750D, NS2850D	-----	LM6 SKU: SH00A6M	-----	-----	-----
Innov-is NS1750, NS1850	LM13 SKU: SH00A13M	-----	-----	-----	-----
INNOV-IS NV SERIES					
Innov-is NV2600, NV2800D	LM3 SKU: SH00A3M	LM1 SKU: SH00A1M	-----	LM8 SKU: SH00A8M	-----
Innov-is NV500D, NV750E, NV900D, NV950D, NV955, NV990D	LM13 SKU: SH00A13M	-----	-----	-----	-----
INNOV-IS NQ SERIES					
NQ3500D	LM3 SKU: SH00A3M	LM1 SKU: SH00A1M	-----	LM8 SKU: SH00A8M	-----
NQ1400E, NQ1600E, NQ1700E, NQ3600D, NQ3700D	LM3 SKU: SH00A3M	LM1 SKU: SH00A1M	LM14 SKU: SH00A14M	LM8 SKU: SH00A8M	-----
LUMINAIRE					
Luminaire, Luminaire 2 XP2	LM3 SKU: SH00A3M	LM1 SKU: SH00A1M	LM14 SKU: SH00A14M	LM8 SKU: SH00A8M	LM5 SKU: SH00A5M
Luminaire 3 XP3	LM3 SKU: SH00A3M	LM1 SKU: SH00A1M	LM14 SKU: SH00A14M	LM8 SKU: SH00A8M	LM5 SKU: SH00A5M
PACESETTER					
Pacesetter PC8200, PC8500D	-----	LM6 SKU: SH00A6M	-----	-----	-----
QUATTRO					
Quattro all versions	LM3 SKU: SH00A3M	LM1 SKU: SH00A1M	LM14 SKU: SH00A14M	LM8 SKU: SH00A8M	LM5 SKU: SH00A5M
SIMPLICITY					
SB7500, SB7050E, SB8000	LM13 SKU: SH00A13M	-----	-----	-----	-----
SB7900E	-----	LM6 SKU: SH00A6M	-----	-----	-----
STELLAIRE					
Stellaire XE1 & XJ1	LM3 SKU: SH00A3M	LM1 SKU: SH00A1M	LM14 SKU: SH00A14M	LM8 SKU: SH00A8M	LM5 SKU: SH00A5M

* Due to magnet width restrictions, the LM5 sewing field is 6.69" x 12" 170 x 300mm - 10mm narrower than the standard 7" x 12" 180 x 300mm hoop.

¹ with firmware update

Single-Needle Machine Models	SNAP HOOP MONSTER					
	8" x 8"	8" x 12"	9.5" x 9.5"	9.5" x 14"	10.5" x 10.5"	10.5" x 16"
INNOV-IS LIMITED EDITION						
LB5000M, LB5000S, LB6770 PRW, LB6800	-----	-----	-----	-----	-----	-----
Isodore Innov-is NV5000 Laura Ashley	-----	-----	-----	-----	-----	-----
INNOV-IS NS SERIES						
Innov-is NS1150E, NS1250E, NS2750D, NS2850D	-----	-----	-----	-----	-----	-----
Innov-is NS1750, NS1850	-----	-----	-----	-----	-----	-----
INNOV-IS NV SERIES						
Innov-is NV2600, NV2800D	-----	-----	-----	-----	-----	-----
Innov-is NV500D, NV750E, NV900D, NV950D, NV955, NV990D	-----	-----	-----	-----	-----	-----
INNOV-IS NQ SERIES						
NQ3500D	-----	-----	-----	-----	-----	-----
NQ1400E, NQ1600E, NQ1700E, NQ3600D, NQ3700D	-----	-----	-----	-----	-----	-----
LUMINAIRE						
Luminaire, Luminaire 2 XP2	LM2 SKU: SH00A2M	LM7 SKU: SH00A7M	LM10 SKU: SH00A10M	LM9 SKU: SH00A9M	LM12 ² SKU: SH00A12M	LM11 SKU: SH00A11M
Luminaire 3 XP3	LM2 SKU: SH00A2M	LM7 SKU: SH00A7M	LM10 SKU: SH00A10M	LM9 SKU: SH00A9M	LM12 SKU: SH00A12M	LM11 SKU: SH00A11M
PACESETTER						
Pacesetter PC8200, PC8500D	-----	-----	-----	-----	-----	-----
QUATTRO						
Quattro all versions	LM2 SKU: SH00A2M	LM7 SKU: SH00A7M	-----	-----	-----	-----
SIMPLICITY						
SB7500, SB7050E, SB8000	-----	-----	-----	-----	-----	-----
SB7900E	-----	-----	-----	-----	-----	-----
STELLAIRE						
Stellaire XE1 & XJ1	LM2 SKU: SH00A2M	LM7 SKU: SH00A7M	LM10 SKU: SH00A10M	LM9 SKU: SH00A9M	-----	-----

Single-Needle Machine Models	STICKY HOOPS				
	4" x 4"	5" x 7"	6" x 6"	6" x 10"	7" x 12"*
DESIGNIO					
Designio DZ820E	-----	LS6 SKU: SH00A6S	-----	-----	-----
DUETTA					
Duetta all versions	LS3 SKU: SH00A3S	LS1 SKU: SH00A1S	-----	LS8 SKU: SH00A8S	LS5 SKU: SH00A5S
ESSENCE SERIES					
Essence Innov-is VE2300	LS3 SKU: SH00A3S	LS1 SKU: SH00A1S	-----	LS8 SKU: SH00A8S	LS5 SKU: SH00A5S
Essence Innov-is VM5200	LS3 SKU: SH00A3S	LS1 SKU: SH00A1S	LS14 SKU: SH00A14S	LS8 SKU: SH00A8S	LS5 SKU: SH00A5S
INNOV-IS					
Innov-is 1000, 1200	-----	LS6 SKU: SH00A6S	-----	-----	-----
Innov-is 1500D, 2500D	LS3 SKU: SH00A3S	LS1 SKU: SH00A1S	-----	LS8 SKU: SH00A8S	-----
Innov-is 4000D	LS3 SKU: SH00A3S	LS1 SKU: SH00A1S	LS14 ¹ SKU: SH00A14S	LS8 SKU: SH00A8S	LS5 SKU: SH00A5S
Innov-is PE400D, PE500, PE525, PE535, PE540, PE550	LS13 SKU: SH00A13S	-----	-----	-----	-----
Innov-is PE700, PE700II, PE750D, PE770, PE780D, PE800	-----	LS6 SKU: SH00A6S	-----	-----	-----
Innov-is SE270D, SE350, SE400, SE425, SE600, SE625, SE630	LS13 SKU: SH00A13S	-----	-----	-----	-----
Innov-is SE1900	-----	LS6 SKU: SH00A6S	-----	-----	-----
INNOV-IS DREAM SERIES (Creator, Machine, Maker, Weaver)					
Dream Creator XE Innov-is VM5100, Dream Creator2 XE Innov-is VM5100	LS3 SKU: SH00A3S	LS1 SKU: SH00A1S	LS14 SKU: SH00A14S	LS8 SKU: SH00A8S	LS5 SKU: SH00A5S
THE Dream Machine 1 Innov-is V8500D	LS3 SKU: SH00A3S	LS1 SKU: SH00A1S	LS14 SKU: SH00A14S	LS8 SKU: SH00A8S	LS5 SKU: SH00A5S
THE Dream Machine 2 Innov-is XV8550D	LS3 SKU: SH00A3S	LS1 SKU: SH00A1S	LS14 SKU: SH00A14S	LS8 SKU: SH00A8S	LS5 SKU: SH00A5S
Dream Maker XE Innov-is VE2200	LS3 SKU: SH00A3S	LS1 SKU: SH00A1S	LS14 SKU: SH00A14S	LS8 SKU: SH00A8S	LS5 SKU: SH00A5S
Dream Weaver XE Innov-is VM6200D	LS3 SKU: SH00A3S	LS1 SKU: SH00A1S	LS14 SKU: SH00A14S	LS8 SKU: SH00A8S	LS5 SKU: SH00A5S
INNOV-IS HE SERIES					
HE-1, HE-120, HE-240	LS13 SKU: SH00A13S	-----	-----	-----	-----

* Due to magnet width restrictions, the LM5 sewing field is 6.69" x 12" 170 x 300mm - 10mm narrower than the standard 7" x 12" 180 x 300mm hoop.

¹ with firmware update

Single-Needle Machine Models	STICKY HOOPS					
	8" x 8"	8" x 12"	9.5" x 9.5"	9.5" x 14"	10.5" x 10.5"	10.5" x 16"
DESIGNIO						
Designio DZ820E	-----	-----	-----	-----	-----	-----
DUETTA						
Duetta all versions	-----	-----	-----	-----	-----	-----
ESSENCE SERIES						
Essence Innov-is VE2300	LS2 SKU: SH00A2S	LS7 SKU: SH00A7S	-----	-----	-----	-----
Essence Innov-is VM5200	LS2 SKU: SH00A2S	LS7 SKU: SH00A7S	-----	-----	-----	-----
INNOV-IS						
Innov-is 1000, 1200	-----	-----	-----	-----	-----	-----
Innov-is 1500D, 2500D	-----	-----	-----	-----	-----	-----
Innov-is 4000D	-----	-----	-----	-----	-----	-----
Innov-is PE400D, PE500, PE525, PE535, PE540, PE550	-----	-----	-----	-----	-----	-----
Innov-is PE700, PE700II, PE750D, PE770, PE780D, PE800	-----	-----	-----	-----	-----	-----
Innov-is SE270D, SE350, SE400, SE425, SE600, SE625, SE630	-----	-----	-----	-----	-----	-----
Innov-is SE1900	-----	-----	-----	-----	-----	-----
INNOV-IS DREAM SERIES (Creator, Machine, Maker, Weaver)						
Dream Creator XE Innov-is VM5100, Dream Creator2 XE Innov-is VM5100	LS2 ² SKU: SH00A2S	LS7 ² SKU: SH00A7S	-----	-----	-----	-----
THE Dream Machine 1 Innov-is V8500D	LS2 SKU: SH00A2S	LS7 SKU: SH00A7S	-----	LS9 SKU: SH00A9S	-----	-----
THE Dream Machine 2 Innov-is XV8550D	LS2 SKU: SH00A2S	LS7 SKU: SH00A7S	LS10 SKU: SH00A10S	LS9 SKU: SH00A9S	-----	-----
Dream Maker XE Innov-is VE2200	LS2 ² SKU: SH00A2S	LS7 ² SKU: SH00A7S	-----	-----	-----	-----
Dream Weaver XE Innov-is VM6200D	LS2 ² SKU: SH00A2S	LS7 ² SKU: SH00A7S	-----	-----	-----	-----
INNOV-IS HE SERIES						
HE-1, HE-120, HE-240	-----	-----	-----	-----	-----	-----

² with upgrade kit

Single-Needle Machine Models	STICKY HOOPS				
	4" x 4"	5" x 7"	6" x 6"	6" x 10"	7" x 12"*
INNOV-IS LIMITED EDITION					
LB5000M, LB5000S, LB6770 PRW, LB6800	LS13 SKU: SH00A13S	-----	-----	-----	-----
Isodore Innov-is NV5000 Laura Ashley	LS3 SKU: SH00A3S	LS1 SKU: SH00A1S	-----	LS8 SKU: SH00A8S	LS5 SKU: SH00A5S
INNOV-IS NS SERIES					
Innov-is NS1150E, NS1250E, NS2750D, NS2850D	-----	LS6 SKU: SH00A6S	-----	-----	-----
Innov-is NS1750, NS1850					
INNOV-IS NV SERIES					
Innov-is NV2600, NV2800D	LS3 SKU: SH00A3S	LS1 SKU: SH00A1S	-----	LS8 SKU: SH00A8S	-----
Innov-is NV500D, NV750E, NV900D, NV950D, NV955, NV990D	LS13 SKU: SH00A13S	-----	-----	-----	-----
INNOV-IS NQ SERIES					
NQ3500D	LS3 SKU: SH00A3S	LS1 SKU: SH00A1S	-----	LS8 SKU: SH00A8S	-----
NQ1400E, NQ1600E, NQ1700E, NQ3600D, NQ3700D	LS3 SKU: SH00A3S	LS1 SKU: SH00A1S	LS14 SKU: SH00A14S	LS8 SKU: SH00A8S	-----
LUMINAIRE					
Luminaire, Luminaire 2 XP2	LS3 SKU: SH00A3S	LS1 SKU: SH00A1S	LS14 SKU: SH00A14S	LS8 SKU: SH00A8S	LS5 SKU: SH00A5S
Luminaire 3 XP3	LS3 SKU: SH00A3S	LS1 SKU: SH00A1S	LS14 SKU: SH00A14S	LS8 SKU: SH00A8S	LS5 SKU: SH00A5S
PACESETTER					
Pacesetter PC8200, PC8500D	-----	LS6 SKU: SH00A6S	-----	-----	-----
QUATTRO					
Quattro all versions	LS3 SKU: SH00A3S	LS1 SKU: SH00A1S	LS14 SKU: SH00A14S	LS8 SKU: SH00A8S	LS5 SKU: SH00A5S
SIMPLICITY					
SB7500, SB7050E, SB8000	LS13 SKU: SH00A13S	-----	-----	-----	-----
SB7900E	-----	LS6 SKU: SH00A6S	-----	-----	-----
STELLAIRE					
Stellaire XE1 & XJ1	LS3 SKU: SH00A3S	LS1 SKU: SH00A1S	LS14 SKU: SH00A14S	LS8 SKU: SH00A8S	LS5 SKU: SH00A5S

* Due to magnet width restrictions, the LM5 sewing field is 6.69" x 12" 170 x 300mm - 10mm narrower than the standard 7" x 12" 180 x 300mm hoop.

¹ with firmware update


Single-Needle Machine Models	STICKY HOOPS					
	8" x 8"	8" x 12"	9.5" x 9.5"	9.5" x 14"	10.5" x 10.5"	10.5" x 16"
INNOV-IS LIMITED EDITION						
LB5000M, LB5000S, LB6770 PRW, LB6800	-----	-----	-----	-----	-----	-----
Isodore Innov-is NV5000 Laura Ashley	-----	-----	-----	-----	-----	-----
INNOV-IS NS SERIES						
Innov-is NS1150E, NS1250E, NS2750D, NS2850D	-----	-----	-----	-----	-----	-----
Innov-is NS1750, NS1850						
INNOV-IS NV SERIES						
Innov-is NV2600, NV2800D	-----	-----	-----	-----	-----	-----
Innov-is NV500D, NV750E, NV900D, NV950D, NV955, NV990D	-----	-----	-----	-----	-----	-----
INNOV-IS NQ SERIES						
NQ3500D	-----	-----	-----	-----	-----	-----
NQ1400E, NQ1600E, NQ1700E, NQ3600D, NQ3700D	-----	-----	-----	-----	-----	-----
LUMINAIRE						
Luminaire, Luminaire 2 XP2	LS2 SKU: SH00A2S	LS7 SKU: SH00A7S	LS10 SKU: SH00A10S	LS9 SKU: SH00A9S	LS12² SKU: SH00A12S	LS11 SKU: SH00A11S
Luminaire 3 XP3	LS2 SKU: SH00A2S	LS7 SKU: SH00A7S	LS10 SKU: SH00A10S	LS9 SKU: SH00A9S	LS12 SKU: SH00A12S	LS11 SKU: SH00A11S
PACESETTER						
Pacesetter PC8200, PC8500D	-----	-----	-----	-----	-----	-----
QUATTRO						
Quattro all versions	LS2 SKU: SH00A2S	LS7 SKU: SH00A7S	-----	-----	-----	-----
SIMPLICITY						
SB7500, SB7050E, SB8000	-----	-----	-----	-----	-----	-----
SB7900E	-----	-----	-----	-----	-----	-----
STELLAIRE						
Stellaire XE1 & XJ1	LS2 SKU: SH00A2S	LS7 SKU: SH00A7S	LS10 SKU: SH00A10S	LS9 SKU: SH00A9S	-----	-----

² with upgrade kit

BERNINA

made to create

Single-Needle Machine Models	SNAP HOOP MONSTER				
	145 x 255mm (LARGE OVAL)	150 x 400mm (MEGA HOOP)	165 x 265mm (MIDI HOOP)	210 x 400mm (MAXI HOOP)	260 x 400mm (JUMBO HOOP)
Artista 185E, 200E, 630E, 640E, 730E	-----	RM2 ¹ SKU: SH00C2M	-----	-----	-----
5 Series: 500E, 535E, 560E, 570QEE, 580E, 590E, 590 Crystal Edition	RM1 SKU: SH00C1M	RM3 ¹ SKU: SH00C3M	RM6 SKU: SH00C6M	-----	-----
7 Series: 700E, 720E, 735E, 740E, 750QEE, 770QEE, 770QEE Plus, 770QEE Plus Kaffe Edition, 780E, 790 Plus Crystal Edition, 790E, 790E Plus SE	RM1 SKU: SH00C1M	RM3 ¹ SKU: SH00C3M	RM6 ² SKU: SH00C6M	RM5 SKU: SH00C5M	-----
8 Series: 830E, 880 Plus Crystal Edition, 880E, 880E Plus	RM1 SKU: SH00C1M	RM3 ¹ SKU: SH00C3M	RM6 ³ SKU: SH00C6M	RM5 SKU: SH00C5M	RM4 SKU: SH00C4M




Single-Needle Machine Models	STICKY HOOPS				
	145 x 255mm (LARGE OVAL)	150 x 400mm (MEGA HOOP)	165 x 265mm (MIDI HOOP)	210 x 400mm (MAXI HOOP)	260 x 400mm (JUMBO HOOP)
Artista 185E, 200E, 630E, 640E, 730E	-----	RS2 ¹ SKU: SH00C2S	-----	-----	-----
5 Series: 500E, 535E, 560E, 570QEE, 580E, 590E, 590 Crystal Edition	RS1 SKU: SH00C1S	RS3 ¹ SKU: SH00C3S	RS6 SKU: SH00C6S	-----	-----
7 Series: 700E, 720E, 735E, 740E, 750QEE, 770QEE, 770QEE Plus, 770QEE Plus Kaffe Edition, 780E, 790 Plus Crystal Edition, 790E, 790E Plus SE	RS1 SKU: SH00C1S	RS3 ¹ SKU: SH00C3S	RS6 ² SKU: SH00C6S	RS5 SKU: SH00C5S	-----
8 Series: 830E, 880 Plus Crystal Edition, 880E, 880E Plus	RS1 SKU: SH00C1S	RS3 ¹ SKU: SH00C3S	RS6 ³ SKU: SH00C6S	RS5 SKU: SH00C5S	RS4 SKU: SH00C4S

¹ Repositionable

² 7 Series: 700E, 720E, 740E, 750QEE, 770QEE, 780E, 790E supported with firmware update

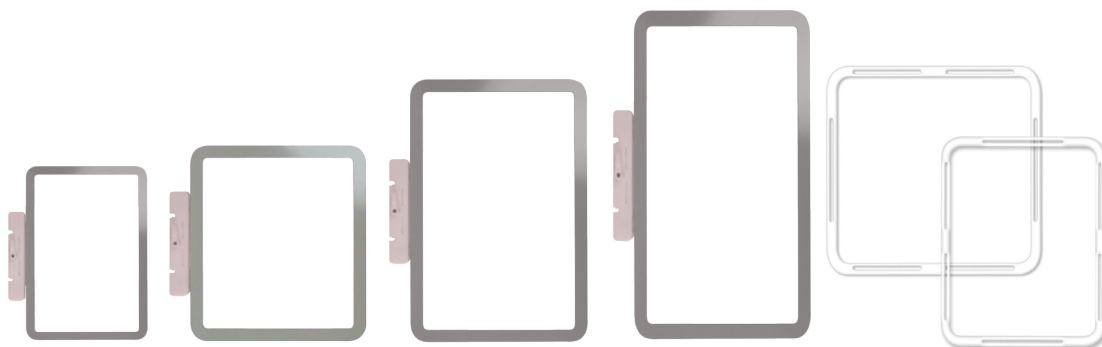
³ 8 Series: 830E and 880E supported with firmware update

Single-Needle Machine Models	SNAP HOOP MONSTER			
	120 x 120mm	200 x 200mm	200 x 260mm	200 x 360mm
Designer Brilliance	HM1 SKU: SH00D2M	HM4 SKU: SH00D4M	HM2 SKU: SH00D3M	HM5 SKU: SH00D5M
Designer Diamond Series, Royale & Deluxe	HM1 SKU: SH00D2M	HM4 SKU: SH00D4M	HM2 SKU: SH00D3M	HM5 SKU: SH00D5M
Designer Epic Series, Epic 2	HM1 SKU: SH00D2M	HM4 SKU: SH00D4M	HM2 SKU: SH00D3M	HM5 SKU: SH00D5M
Designer Jade 35	HM1 SKU: SH00D2M	-----	-----	-----
Designer Ruby, Ruby Deluxe, Ruby Royale, Ruby 90	HM1 SKU: SH00D2M	HM4 SKU: SH00D4M	HM2 SKU: SH00D3M	HM5 SKU: SH00D5M
Designer Sapphire Series	HM1 SKU: SH00D2M	HM4 SKU: SH00D4M	HM2 SKU: SH00D3M	HM5 SKU: SH00D5M
Designer Topaz 20, 30, 50	HM1 SKU: SH00D2M	HM4 SKU: SH00D4M	HM2 SKU: SH00D3M	HM5 SKU: SH00D5M
Designer Topaz 25, 40	HM1 SKU: SH00D2M	-----	-----	-----



Single-Needle Machine Models	STICKY HOOPS			
	120 x 120mm	200 x 200mm	200 x 260mm	200 x 360mm
Designer Brilliance	HS1 SKU: SH00D2S	HS4 SKU: SH00D4S	HS2 SKU: SH00D3S	HS5 SKU: SH00D5S
Designer Diamond Series, Royale & Deluxe	HS1 SKU: SH00D2S	HS4 SKU: SH00D4S	HS2 SKU: SH00D3S	HS5 SKU: SH00D5S
Designer Epic Series, Epic 2	HS1 SKU: SH00D2S	HS4 SKU: SH00D4S	HS2 SKU: SH00D3S	HS5 SKU: SH00D5S
Designer Jade 35	HS1 SKU: SH00D2S	-----	-----	-----
Designer Ruby, Ruby Deluxe, Ruby Royale, Ruby 90	HS1 SKU: SH00D2S	HS4 SKU: SH00D4S	HS2 SKU: SH00D3S	HS5 SKU: SH00D5S
Designer Sapphire Series	HS1 SKU: SH00D2S	HS4 SKU: SH00D4S	HS2 SKU: SH00D3S	HS5 SKU: SH00D5S
Designer Topaz 20, 30, 50	HS1 SKU: SH00D2S	HS4 SKU: SH00D4S	HS2 SKU: SH00D3S	HS5 SKU: SH00D5S
Designer Topaz 25, 40	HS1 SKU: SH00D2S	-----	-----	-----


Single-Needle Machine Models	SNAP HOOP MONSTER			
	5" x 7"	8" x 8"	8" x 11"	8" x 14"
Elna 830 Series	JM1 SKU: SH00B1M	JM2 SKU: SH00B2M	JM7 SKU: SH00B7M	-----
Elna 830L	JM1 SKU: SH00B1M	JM2 SKU: SH00B2M	JM7 SKU: SH00B7M	JM8 SKU: SH00B8M
Janome 400e	JM1 SKU: SH00B1M	JM2 SKU: SH00B2M	-----	-----
Janome 500E	JM1 SKU: SH00B1M	JM2 SKU: SH00B2M	JM7 SKU: SH00B7M	-----
Janome 550e	JM1 SKU: SH00B1M	JM2 SKU: SH00B2M	JM7 SKU: SH00B7M	JM8 SKU: SH00B8M
Janome MC450e	JM1 SKU: SH00B1M	JM2 SKU: SH00B2M	JM7 SKU: SH00B7M	-----



Single-Needle Machine Models	STICKY HOOPS				QUILT TOPPERS	
	5" x 7"	8" x 8"	8" x 11"	8" x 14"	7.87" x 5.5"	8.7" x 8.7"
Elna 830 Series	JS1 SKU: SH00B1S	JS2 SKU: SH00B2S	JS7 SKU: SH00B7S	-----	-----	QT2 SKU: QT0002
Elna 830L	JS1 SKU: SH00B1S	JS2 SKU: SH00B2S	JS7 SKU: SH00B7S	JS8 SKU: SH00B8S	-----	QT2 SKU: QT0002
Elna Expressive 900, 920 ¹	-----	-----	-----	-----	-----	QT2 SKU: QT0002
Janome 400e	JS1 SKU: SH00B1S	JS2 SKU: SH00B2S	-----	-----	-----	QT2 SKU: QT0002
Janome 500E	JS1 SKU: SH00B1S	JS2 SKU: SH00B2S	JS7 SKU: SH00B7S	-----	-----	QT2 SKU: QT0002
Janome 550e	JS1 SKU: SH00B1S	JS2 SKU: SH00B2S	JS7 SKU: SH00B7S	JS8 SKU: SH00B8S	-----	QT2 SKU: QT0002
Janome MC450e	JS1 SKU: SH00B1S	JS2 SKU: SH00B2S	JS7 SKU: SH00B7S	-----	-----	-----
Memory Craft 11,000 ¹	-----	-----	-----	-----	QT1 SKU: QT0001	-----
Memory Craft 12,000, 14,000, 15,000 ¹	-----	-----	-----	-----	-----	QT2 SKU: QT0002

¹ with AcuFil Hoop only

Single-Needle Machine Models	SNAP HOOP MONSTER			
	120 x 120mm	200 x 200mm	200 x 260mm	200 x 360mm
Creative 1.5	HM1 SKU: SH00D2M	-----	-----	-----
Creative 2.0, 4.0, 4.5 5.0, 5.5	HM1 SKU: SH00D2M	HM4 SKU: SH00D4M	HM2 ¹ SKU: SH00D3M	HM5 ¹ SKU: SH00D5M
Creative 3.0	HM1 SKU: SH00D2M	HM4 SKU: SH00D4M	HM2 ¹ SKU: SH00D3M	-----
Icon 2, Icon, Performance	HM1 SKU: SH00D2M	HM4 SKU: SH00D4M	HM2 ¹ SKU: SH00D3M	HM5 ¹ SKU: SH00D5M
Sensation Pro, Sensation Pro 2	HM1 SKU: SH00D2M	HM4 SKU: SH00D4M	HM2 ¹ SKU: SH00D3M	HM5 ¹ SKU: SH00D5M
Vision	HM1 SKU: SH00D2M	HM4 SKU: SH00D4M	HM2 ¹ SKU: SH00D3M	HM5 ¹ SKU: SH00D5M



Single-Needle Machine Models	STICKY HOOPS			
	120 x 120mm	200 x 200mm	200 x 260mm	200 x 360mm
Creative 1.5	HS1 SKU: SH00D2S	-----	-----	-----
Creative 2.0, 4.0, 4.5 5.0, 5.5	HS1 SKU: SH00D2S	HS4 SKU: SH00D4S	HS2 SKU: SH00D3S	HS5 SKU: SH00D5S
Creative 3.0	HS1 SKU: SH00D2S	HS4 SKU: SH00D4S	HS2 SKU: SH00D3S	-----
Icon 2, Icon, Performance	HS1 SKU: SH00D2S	HS4 SKU: SH00D4S	HS2 SKU: SH00D3S	HS5 SKU: SH00D5S
Sensation Pro, Sensation Pro 2	HS1 SKU: SH00D2S	HS4 SKU: SH00D4S	HS2 SKU: SH00D3S	HS5 SKU: SH00D5S
Vision	HS1 SKU: SH00D2S	HS4 SKU: SH00D4S	HS2 SKU: SH00D3S	HS5 SKU: SH00D5S

¹ Only with larger embroidery unit, if your machine does not come with the regular hoop - it will not work.

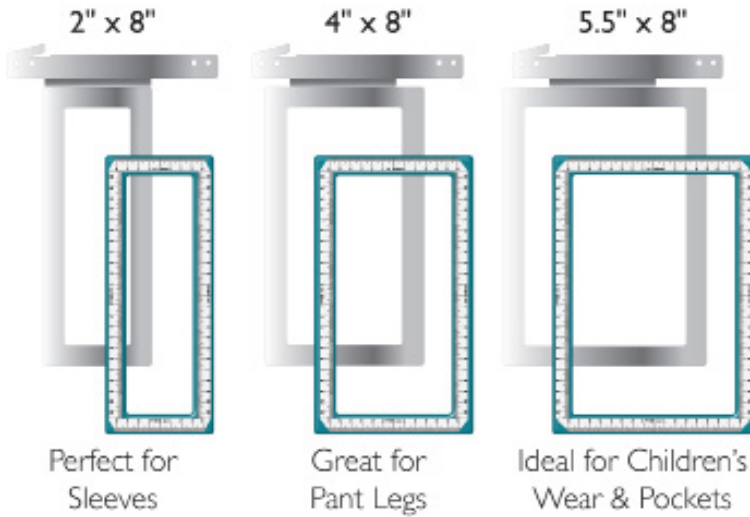


SINGLE-NEEDLE TUBULAR & MULTI-NEEDLE MONSTER

	All models for use with Quick Snap frame set	4" x 4" (100 x 100mm)	5" x 7"	8" x 8"	8" x 12"	240 x 200mm
Baby Lock	Alliance-BNAL Single-Needle Tubular	GM4 ¹ SKU: MNM00A4	GM1 ¹ SKU: MNM00A1	GM7 ¹ SKU: MNM00A6	-----	-----
	Array - 6 Needle	GM4 ¹ SKU: MNM00A4	GM1 ¹ SKU: MNM00A1	-----	GM3 ¹ SKU: MNM00A5	-----
	BMP6, BMP8-10 EMP6, BND9, BND9-2, BMVT10, BMT6	GM4 ¹ SKU: MNM00A4	GM1 ¹ SKU: MNM00A1	-----	GM3 ¹ SKU: MNM00A5	-----
	Enterprise BNT10, BNT10L	GM4 ¹ SKU: MNM00A4	GM1 ¹ SKU: MNM00A1	GM2 ² SKU: MNM00A2	GM3 ¹ SKU: MNM00A5	-----
	Intrepid BMT6	GM4 ¹ SKU: MNM00A4	GM1 ¹ SKU: MNM00A1	GM2 ² SKU: MNM00A2	GM3 ¹ SKU: MNM00A5	-----
	Valiant BMV10	GM4 ¹ SKU: MNM00A4	GM1 ¹ SKU: MNM00A1	GM2 ² SKU: MNM00A2	GM3 ¹ SKU: MNM00A5	-----
	Venture MBVT10	GM4 ¹ SKU: MNM00A4	GM1 ¹ SKU: MNM00A1	GM2 ² SKU: MNM00A2	GM3 ¹ SKU: MNM00A5	-----
Brother	Persona-PRS100 Single-Needle Tubular	GM4 ¹ SKU: MNM00A4	GM1 ¹ SKU: MNM00A1	GM7 ¹ SKU: MNM00A6	-----	-----
	PR600, 600II, 600CII, 620, 650	GM4 ¹ SKU: MNM00A4	GM1 ¹ SKU: MNM00A1	-----	GM3 ¹ SKU: MNM00A5	-----
	PR655, 670, 680W	GM4 ¹ SKU: MNM00A4	GM1 ¹ SKU: MNM00A1	GM2 ² SKU: MNM00A2	GM3 ¹ SKU: MNM00A5	-----
	Entrepreneur Pro 1000, 1000e, X PR-1050x, PR-1055X	GM4 ¹ SKU: MNM00A4	GM1 ¹ SKU: MNM00A1	GM2 ² SKU: MNM00A2	GM3 ¹ SKU: MNM00A5	-----
Janome	MB4, MB7	GM5 SKU: MNM00B1	-----	-----	-----	GM6 SKU: MNM00B2
	Melco EP4	GM5 SKU: MNM00B1	-----	-----	-----	GM6 SKU: MNM00B2
	Elna Expressive 940, 970	GM5 SKU: MNM00B1	-----	-----	-----	GM6 SKU: MNM00B2

¹ use with frame holder A

² use with frame holder B



Multi-Needle Machine Models		QUICK SNAP 2.0
		3 Easy on/Easy off Snap Hoop Monster frames
Baby Lock	All models for use with Quick Snap frame set	-----
	Alliance-BNAL Single Needle Tubular	-----
	Array - 6 Needle	-----
	BMP6, BMP8-10 EMP6, BND9, BND9-2, BMVT10, BMT6	SKU: QSBLB002
	Enterprise BNT10, BNT10L	SKU: QSBLB002
	Intrepid BMT6	SKU: QSBLB002
	Valiant BMV10	SKU: QSBLB002
	Venture MBVT10	SKU: QSBLB002
Brother	All models for use with Quick Snap frame set	-----
	Persona-PRS100 Single Needle Tubular	-----
	PR600, 600II, 600CII, 620, 650, 655, 670, 680W	SKU: QSBLB002
	Entrepreneur Pro 1000, 1000e, X PR-1050x, PR-1055X	SKU: QSBLB002