

My **BERNINA** PRODUCT GUIDE

At-a-Glance BERNINA Machine Features Sewing & Embroidery

8 Series

BERNINA 880

7 Series

BERNINA 790

BERNINA 770 QE

BERNINA 740

5 Series

BERNINA 580

BERNINA 570 QE

BERNINA 560

BERNINA 530

3 Series

BERNINA 380

BERNINA 350 PE

BERNINA 330

2 Series

BERNINA 215

1000 Series

BERNINA 1008



BERNINA Machines...

There's one for every stage in a sewer's creative journey

8 Series



7 Series



3 Series

5 Series



2 Series



The Benefits of Buying a BERNINA Machine...

Stability

BERNINA is a fourth generation, family-owned company with a history of great customer care.

Swiss Quality

BERNINA is a trusted brand you can invest in with confidence.

Precision Stitching

BERNINA machines have consistent performance and reliable results.

Innovative Design

BERNINA is always working on new features, pushing the engineering envelope to provide consumers with the latest technology and the most unique features in home sewing.

Built to Last

BERNINA machines maintain a high re-sell value over the years.

Instant Success

BERNINA machines are easy-to-use with consistent thread tension and strong needle piercing power through all fabric types.



BERNINA 880

Stitch Package 1764 Stitch Patterns

38 Practical, 17 Buttonholes, 2 Eyelets,
1 Button Sew-on Program, 630 Decorative,
66 Quilting, 109 Sideways-motion,
10 Alphabets, 1 Monogram
+ 2 Darning Programs

GENERAL MACHINE FEATURES and BENEFITS

Color Touch Screen	The centrally located 7" TFT screen is ultra-responsive & features high resolution colors.
Bright LED Lights	30 LED lights brightly illuminate both the needle area and over the free arm.
Fully Automated Threading System	Threads the machine and needle in one simple process.
Automatic Thread Cutter	The upper and lower threads are cut automatically or at the touch of a button.
On-screen Help	Quick access to On-screen Help, Animations, Creative Consultant and Tutorials.
Time Display / Alarm Clock	Time management at a glance; program alarm time & personal alarm message.
Start/Stop & Slide Speed Control	As an alternative to the traditional foot control, power the machine using the Start/Stop button.
15-inch Extended Arm	12" to right of needle offers outstanding maneuverability, freedom and comfort.
Powerful DC Motor	Provides consistent stitching on the multiple layers & heavy fabrics. No stalling!
Separate Bobbin Winding Motor	Wind a bobbin quickly and <i>even</i> wind a bobbin while sewing!
Hook System	The revolutionary BERNINA 8 Series Rotary Hook ensures perfectly balanced stitches, allows for a 9.0mm width and has a bobbin with 70% greater thread capacity than a standard bobbin.

SEWING MACHINE FEATURES and BENEFITS

Maximum Sewing Speed	1200 stitches per minute - fastest domestic sewing machine.
6.0 mm Maximum Stitch Length	Variable length provides a smooth transition from length to length adjustable while sewing.
9.0 mm Maximum Stitch Width	Adjustable width accommodates various thread & fabric types; can adjust as you sew.
11 Needle Positions	Enables very precise sewing; sew most patterns in any needle position.
Free Hand System	Knee operated lever raises the presser foot, lowers the feed dog and releases the thread tension.
BERNINA Stitch Regulator (BSR)	BSR provides consistent free-motion stitching, both straight stitch & zigzag, even at high speeds.
Integrated BERNINA Dual Feed	Ensures even feeding of hard-to-manage fabrics with beautiful results.
360° Multi-directional Sewing	Sew any stitch or stitch combination in 1° increments in any direction.
Stitch Designer	Create your own stitches or edit existing stitch patterns. Design 9mm & Sideways Motion Stitches.
Distorting Stitch Patterns	Distort Stitch Patterns left/right and forward/backward in .01mm increments for decorative effects.
Tapering	Create & adjust stitch tapers before and after decorative stitches.
Temporary Altered Stitch Memory	Remembers all your personalized stitch settings during a sewing session.
Personal Program / Memory	Records and saves your individually altered stitches and combinations for future retrieval. 4 Folders.
Import/Export Stitches via USB	Import and export sewing stitches and stitch combinations via USB to expand your stitch library.
Auto-secure Function	Program the number of securing stitches, customizing your sewing process.
Pattern Begin	Start at the beginning of any pattern or sequence, wherever you stopped.
Pattern End	No more half-finished patterns; machine stops after pattern is complete. Programmable features such tie off.
Mirror Image	Sew the mirror image of a stitch pattern both horizontally and vertically.
Presser Foot Auto-Pressure Adjustment	Reads fabric thickness & adjusts the presser foot pressure accordingly. Also available is a manual adjustment with numeric value, allowing for easy, repeatable machine set-ups.
Drag and Drop Editing	Drag and drop allows for easy positioning of sewing & embroidery designs. Swipe to delete.
Presser Foot Selection	Access a built-in library of current presser feet and accessories. Includes a needle minder.
Long Term Buttonhole Memory	Buttonhole length & width may be saved for future retrieval, even after machine is off.
On-screen Buttonhole Measuring	Hold a button to the screen & set the length by adjusting a knob. Width is also adjustable.

SEWING FUNCTIONS							
	Home		Stitch Selection by Number		Upper Thread Tension		Pattern Repeat
	Setup Program		Practical Stitches		Security Program - Needle. Needle Minder		Alter Pattern Length
	Tutorial		Decorative Stitches		Presser Foot Indicator / Presser Foot Selection		Mirror Image (Left/Right)
	Creative Consultant		Alphabets		Presser Foot Pressure		Mirror Image (Up/Down)
	Help		Quilting Stitches		Security Program - Stitch Plate		Multi-directional Sewing
	Eco		Personal Program/Memory		Feed Dog Up/Down		Combi-Mode
	Clear Settings		History		Filling of Bobbin		Editing Mode
	Information		Buttonholes		Stitch Pattern View - Match Size to Display		Edit the Complete Combination
	Back		Direct Entry Buttonhole Length		Needle Stop Up/Down - Permanent		Edit Combination at Cursor Position
	Confirm Selection		Program Buttonhole Length		Needle Stop Up/Down - Temporary		Adjust Width in a Combination
	Leave Active Display		Stitch Counter Buttonhole		Securing		Adjust Length in a Combination
	Delete		Manual Buttonhole		Programmable Pattern End /Securing		Move Stitch Patterns in a Combination
	Save Altered Stitch Pattern Setting		Buttonhole Slit Width		Pattern Begin		Combination Sub-divider (1)
	Back to Basic Stitch Setting		Stitch Counter		Needle Position		Combination Sub-divider (2)
	Continuous Reverse Sewing		Balance		Connecting Stitches		Font Size in Alphabet
	Backstepping		Long Stitch		Tapering		Monogram Size
	Time/Alarm		Balance BERNINA Dual Feed		Distorting Stitch Patterns		Stitch Designer

BERNINA 880 Accessories

11 Presser Feet:

- Reverse Pattern Foot #1C
- Reverse Pattern Foot #1D
- Overlock Foot 2A
- Buttonhole Foot #3A
- Buttonhole Foot #3C
- Zipper Foot #4D
- Blind Hem Foot #5
- Button Sew-On Foot #18
- Open Embroidery Foot #20C
- Sideways Motion Foot #40C
- BERNINA Stitch Regulator #42

Additional Accessories:

- Instructional Presentation DVD
- Spiral Bound Manual
- Free Hand System
- Slide-on Table with Seam Guide
- Soft Cover
- Accessory Wardrobe
- Height Compensating Tool
- 1 pkg. Asst. Needles
- Adjustable Guides

- Magnifying Glass Adapter
- Monitoring Mirror
- Multi-function Tool
- Cording Attachment
- Hook Cleaning Tool
- Small Screwdriver
- Touch Screen Pen
- Straight/CutWork Stitch Plate
- Manual Threader
- Oiler
- 7 Bobbins (total)
- Seam Ripper
- Lint Brush
- Tweezers
- Small Spool Disc
- Cone Holder
- 2 Nets
- Wire Threader

WARRANTY

- 5 years Electronic
- 20 years Mechanical
- 2 years Electrical



BERNINA 880

Embroidery

Embroidery Package
400 Designs + 12 Alphabets

GENERAL MACHINE FEATURES and BENEFITS

Color Touch Screen	The centrally located 7" TFT screen is ultra-responsive & features high resolution colors.
Bright LED Lights	30 LED lights brightly illuminate both the needle area and over the free arm.
Auto-threading System	Threads the machine and needle in one simple process.
Automatic Thread Cutter	When a thread color is finished embroidering, upper & lower threads are cut automatically.
On-screen Help	Quick access to On-screen Help, Animations, Creative Consultant and Tutorials.
Time Display / Alarm Clock	Time management at a glance; program alarm time & personal alarm message.
Start/Stop & Slide Speed Control	As an alternative to the traditional foot control, power the machine using the Start/Stop button.
15-inch Extended Arm	12" to right of needle offers a jumbo-sized embroidery field.
Ultra-powerful DC Motor	Provides consistent stitching on the multiple layers & heavy fabrics. No stalling!
Separate Bobbin Winding Motor	Wind a bobbin quickly and <i>even</i> wind a bobbin while sewing!
Hook System	The BERNINA 8 Series Rotary Hook ensures perfectly balanced stitches, allows for a 9.0mm width and has a bobbin with 70% greater thread capacity than a standard bobbin.

EMBROIDERY FEATURES and BENEFITS

Embroidery Field	15.75" x 10.25" (400 mm x 260 mm)
Embroidery Speed	1000 stitches per minute - fastest embroidery speed of any domestic sewing machine.
Rescaling of Designs	Enlarge or reduce motifs proportionally on-screen. Motifs can also be scaled by height and/or width independently. Increasing/decreasing in a range of +/- 20% provides the best results.
Rotate, Move, and Mirror Image	Rotate, Move, and Mirror Image Embroidery Motifs for optimal placement on projects.
Duplicate, Add / Combine Designs and Lettering	Duplicate Embroidery Motifs; add/combine multiple Embroidery Motifs; and add/combine Lettering on-screen.
Word Art	Present your lettering on a variety of vertical, horizontal and curved baselines.
Embroider Sewing Stitches	Import sewing stitches/stitch combinations into embroidery for stitching!
Endless Embroidery	Endless Embroidery helps you line up embroidery motifs in vertical orientation and indicates the most precise placement for borders and re-hooping.
Shaping	Motifs and imported stitches can be arranged in different formations such as rectangles, circles, hearts, stars, arcs and more.
Drag and Drop Editing	Drag and Drop Editing allows for easy customization of sewing and embroidery motifs.
Absolute Check / Check Box	Check individual stitch locations for precise design placement. / Trace a box around the design.
Built-in Embroidery Basting	Stitch your choice of basting stitches before embroidering - around your motif, the inner hoop, or none.
Adjust Stitch Density	Adjust stitch density / pull compensation to complement specialty fabrics and other textile items.
Color Wheel	Quickly change motif color-ways on-screen; new colors are assigned to the current thread library.
View	View Stitch-out Time, Thread Colors, Size, Stitches. All important information is at your fingertips!
Stitch Motif as Single / Multi-Color	Stitch an entire motif in one color without stopping or as a multi-color design.
Free Arm Embroidery	Embroider tubular items such as sleeves; works with small, medium & large oval hoops.
USB Connection	Enjoy rapid and direct connectivity for design transfer and updates; 2 ports available.
DesignWorks Tools & Software Compatible	Turn your BERNINA Embroidery Machine into a creative multi-media machine with the addition of CutWork, PaintWork and CrystalWork Tools and Software. <i>Optional Accessories.</i>

EMBROIDERY MOTIF SELECTION							
	Selection Overview - Open New Motif		Selection Overview - Add Motif		Selection Overview - Save		Selection Overview - Delete Motifs
	Embroidery Computer - Select Motifs from Folders		USB Stick - Select Motifs from Stick				
	Embroidery Motifs Folder		Alphabet Folder		Stitch Patterns Folder		My Designs Folder
EMBROIDERY FUNCTIONS							
	Upper Thread Tension		Confirm Selection		Mirror Image (Left/Right)		Virtual Positioning
	Security Program - Needle		Leave Active Display		Mirror Image (Up/Down)		Basting - Motif/Hoop
	Presser Foot Indicator		Move View of Motif		Alter Characters - Word Art		Embroidery Sequence Control
	Select Hoop		Move View of Motif within the Hoop		Change Stitch Type		Cut Connecting Stitches
	Security Program - Stitch Plate		Zoom Plus 1 - 5x		Endless Embroidery		Color Numbers
	Feed Dog Up/Down		Zoom Minus 1 - 5x		Shaping		Color Information
	Filling of Bobbin		Add Embroidery Motif		Duplicate Motif		Change Thread Brand
	Edit		Rotate Motif		Delete Motif		Convert Thread Brand to Another
	Embroidery Menu		Rescale Motif in Height or Width		Move Motif		Color Resequene
	Information		Rescale Motif Proportionally		Hoop Relocator		Single/Multi-color Motif
	Close		Motif Center		Move Hoop to the Back		Color Wheel
	Time/Alarm		Check Hoop & Motif Size		Park Embroidery Module		Embroidery Speed
	Show Grid						Embroidery Finish

BERNINA 880 Accessories Embroidery

1 Presser Foot:

- Embroidery Foot #26

Additional Accessories:

- Large Oval Embroidery Hoop
- Template-Large Oval Hoop
- Medium Embroidery Hoop
- Template-Medium Hoop
- Small Embroidery Hoop
- Template-Small Hoop
- 2 Template Holder Clips
- Thread Net
- 1 Pkg. Asst. Embroidery Needles
- USB Connecting Cable
- USB Stick

WARRANTY

- 20 years Mechanical
- 5 years Electronic
- 2 years Electrical



BERNINA 790

Stitch Package 1352 Stitch Patterns

32 Practical, 13 Buttonholes, 2 Eyelets,
1 Sew-on Button Program, 506 Decorative,
34 Quilting, 117 Sideways-Motion,
7 Alphabets, 1 Monogram
+ 2 Darning Programs

GENERAL MACHINE FEATURES and BENEFITS

Color Touch Screen	The centrally located 7" TFT screen is ultra-responsive & features high resolution colors.
Bright LED Lights	30 LED lights brightly illuminate both the needle area and over the free arm; the brightness is adjustable. Lighting in the bobbin area provides illumination for setup tasks.
Semi-automatic Needle Threader	Threads the needle in one simple process.
Automatic Thread Cutter	The upper and lower threads are cut automatically or at the touch of a button.
On-screen Help	Quick access to On-screen Help, Animations, Creative Consultant and Tutorials.
Start/Stop & Slide Speed Control	As an alternative to the traditional foot control, power the machine using the Start/Stop button.
13-inch Extended Arm	10" to right of needle offers outstanding maneuverability, freedom and comfort.
Powerful DC Motor Separate Bobbin Winding Motor	The DC Motor provides consistent stitching on the multiple layers & heavy fabrics. No stalling! With a separate Bobbin Winding Motor, wind a bobbin quickly and <i>even</i> wind a bobbin while sewing!
Hook System	The innovative BERNINA Hook maintains the legendary BERNINA stitch quality, allows a 9 mm stitch width and has a bobbin with 70% greater thread capacity than a standard bobbin.
BERNINA Adaptive Thread Tension	Once the tension is set according to the fabric and thread used, the thread tension is constantly monitored and adjusted automatically if needed, resulting in the finest stitching without pressing a button.

SEWING MACHINE FEATURES and BENEFITS

Maximum Sewing Speed	1000 stitches per minute.
6.0 mm Maximum Stitch Length	Variable length provides a smooth transition from length to length adjustable while sewing
9.0 mm Maximum Stitch Width	Adjustable width accommodates various thread & fabric types; can adjust as you sew.
11 Needle Positions	Enables very precise sewing; sew most patterns in any needle position.
Free Hand System	Knee operated lever raises the presser foot, lowers the feed dog and releases the thread tension.
BERNINA Stitch Regulator (BSR)	BSR provides consistent free-motion stitching, both straight stitch and zigzag, even at high speeds.
Integrated BERNINA Dual Feed	Ensures even feeding of hard-to-manage fabrics with beautiful results.
360° Multi-directional Sewing	Multi-directional Sewing expands your decorative stitch possibilities.
Stitch Designer	Create your own stitches or edit existing stitch patterns. Design 9mm & Sideways Motion Stitches.
Tapering	Create & adjust stitch tapers before and after decorative stitches.
Temporary Altered Stitch Memory	Remembers all your personalized stitch settings during a sewing session.
Saved Stitch Settings	Save over the factory default stitch settings to personalize a stitch; remains in effect until you change it back.
Personal Program / Memory	Records and saves your individually altered stitches and combinations for future retrieval. 4 Folders.
Import/Export Stitches via USB	Import and export sewing stitches and stitch combinations via USB to expand your stitch library.
Securing Function	Program the number of securing stitches, customizing your sewing process.
Pattern Begin	Start at the beginning of any pattern or sequence, wherever you stopped.
Pattern End	No more half-finished patterns; machine stops after pattern is complete. Programmable features such tie off.
Mirror Image	Sew the mirror image of a stitch pattern both horizontally and vertically.
Drag and Drop Editing	Drag and drop allows for easy positioning of sewing combinations & embroidery designs. Swipe to delete.
Presser Foot Selection	Access a built-in library of current presser feet and accessories. Includes a needle minder.
Presser Foot Pressure Adjustment	Adjust the foot pressure to eliminate skipped stitches on thick fabrics and wavy seams on knits.
Long Term Buttonhole Memory	Buttonhole length may be saved for future retrieval, even after machine is off.
On-screen Buttonhole Measuring	Hold a button to the screen & set the length by adjusting a knob.

SEWING FUNCTIONS							
	Home		Stitch Selection by Number		Upper Thread Tension		Pattern Repeat
	Setup Program		Practical Stitches		Security Program - Needle		Alter Pattern Length
	Tutorial		Decorative Stitches		Needle Minder		Mirror Image (Left/Right)
	Creative Consultant		Alphabets		Presser Foot Indicator / Presser Foot Selection		Mirror Image (Up/Down)
	Help		Quilting Stitches		Presser Foot Pressure		Multi-directional Sewing
	Eco		Personal Program/Memory		Security Program - Stitch Plate		Combi-Mode
	Clear Settings		History		Feed Dog Up/Down		Editing Mode
	Information		Buttonholes		Filling of Bobbin		Edit the Complete Combination
	Back		Direct Entry Buttonhole Length		Stitch Pattern View - Match Size to Display		Edit Combination at Cursor Position
	Confirm Selection		Program Buttonhole Length		Needle Stop Up/Down - Permanent		Adjust Width in a Combination
	Leave Active Display		Stitch Counter Buttonhole		Needle Stop Up/Down - Temporary		Adjust Length in a Combination
	Delete		Manual Buttonhole		Securing		Move Stitch Patterns in a Combination
	Save Altered Stitch Pattern Setting		Buttonhole Slit Width		Programmable Pattern End /Securing		Combination Sub-divider (1)
	Back to Basic Stitch Setting		Stitch Counter		Pattern Begin		Combination Sub-divider (2)
	Continuous Reverse Sewing		Long Stitch		Needle Position		Font Size in Alphabet
	Backstepping		Tapering		Connecting Stitches		Monogram Size
	Balance						Stitch Designer

BERNINA 790 Accessories

10 Presser Feet:

- Reverse Pattern Foot #1C
- Reverse Pattern Foot #1D
- Overlock Foot #2A
- Automatic Buttonhole Foot #3A
- Zipper Foot #4D
- Blind Hem Foot #5
- Jeans Foot #8D
- Open Embroidery Foot #20C
- Sideways Motion Foot #40C
- BERNINA Stitch Regulator #42

Additional Accessories:

- Instructional Presentation DVD
- Instruction Manual
- Free Hand System
- Slide-on Table with Seam Guide
- Soft Cover
- Accessory Wardrobe
- 1 pkg. Assorted Needles
- Height Compensation Tool

- Seam Guide, Right
- Torx Screwdriver
- Angular Torx Screwdriver
- Small Screwdriver
- Touch Screen Pen
- Straight/CutWork Stitch Plate
- Oiler
- 6 Bobbins (total)
- Seam Ripper
- Lint Brush
- 2 Foam Pads
- 3 Spool Discs

WARRANTY

- 20 years Mechanical
- 5 years Electronic
- 2 years Electrical



BERNINA 790 Embroidery

**Embroidery Package
270 Designs + 8 Alphabets**

GENERAL MACHINE FEATURES and BENEFITS

Color Touch Screen	The centrally located 7" TFT screen is ultra-responsive & features high resolution colors.
Bright LED Lights	30 LED lights brightly illuminate both the needle area and over the free arm; the brightness is adjustable. Lighting in the bobbin area provides illumination for setup tasks.
Semi-automatic Needle Threader	Threads the needle in one simple process.
Automatic Thread Cutter	When a thread color is finished embroidering, upper & lower threads are cut automatically.
On-screen Help	Quick access to On-screen Help, Animations, Creative Consultant and Tutorials.
Start/Stop & Slide Speed Control	As an alternative to the traditional foot control, power the machine using the Start/Stop button.
13-inch Extended Arm	10" to right of needle offers outstanding maneuverability, freedom and comfort.
Powerful DC Motor	Provides consistent stitching on the multiple layers & heavy fabrics. No stalling!
Separate Bobbin Winding Motor	Wind a bobbin quickly and <i>even</i> wind a bobbin while embroidering!
Hook System	The innovative BERNINA Hook maintains the legendary BERNINA stitch quality, allows a 9 mm stitch width and has a bobbin with 70% greater thread capacity than a standard bobbin.

EMBROIDERY FEATURES and BENEFITS

Embroidery Field	15.75" x 8.25" (400 mm x 210 mm)
Embroidery Speed	1000 stitches per minute - fastest embroidery speed of any domestic sewing machine.
Rescaling of Designs	Enlarge or reduce motifs proportionally on-screen. Motifs can also be scaled by height and/or width independently. Increasing/decreasing in a range of +/- 20% provides the best results.
Rotate, Move, and Mirror Image	Rotate, Move, and Mirror Image Embroidery Motifs for optimal placement on projects.
Duplicate, Add / Combine Designs and Lettering	Duplicate Embroidery Motifs; add/combine multiple Embroidery Motifs; and add/combine Lettering on-screen.
Word Art	Present your lettering on a variety of vertical, horizontal and curved baselines.
Embroider Sewing Stitches	Import sewing stitches/stitch combinations into embroidery for stitching!
Endless Embroidery	Endless Embroidery helps you line up embroidery motifs in vertical orientation and indicates the most precise placement for borders and re-hooping.
Drag and Drop Editing	Drag and Drop Editing allows for easy positioning of embroidery motifs.
Absolute Check / Check Box	Check individual stitch locations for precise design placement. / Trace a box around the design.
Built-in Embroidery Basting	Stitch your choice of basting stitches before embroidering - around your motif, the inner hoop, or none.
Adjust Stitch Density	Adjust stitch density to complement specialty fabrics and other textile items.
Change Stitch Type	Change a satin stitch to a fill stitch to complement varied fabrics.
View	View Stitch-out Time, Thread Colors, Size, Stitches. All important information is at your fingertips!
Stitch Motif as Single / Multi-Color	Stitch an entire motif in one color without stopping or as a multi-color design.
Color Resequence	Group repeated colors within an embroidery composition to minimize repeated color changes.
Free Arm Embroidery	Embroider tubular items such as sleeves.
USB Connection	Enjoy rapid and direct connectivity for design transfer.
DesignWorks Tools & Software Compatible	Turn your BERNINA Embroidery Machine into a creative multi-media machine with the addition of CutWork, PaintWork and CrystalWork Tools and Software. <i>Optional Accessories.</i>

EMBROIDERY MOTIF SELECTION							
	Selection Overview - Open New Motif		Selection Overview - Add Motif		Selection Overview - Save		Selection Overview - Delete Motifs
	Embroidery Computer - Select Motifs from Folders		USB Stick - Select Motifs from Stick				
	Embroidery Motifs Folder		Alphabet Folder		Stitch Patterns Folder		My Designs Folder
EMBROIDERY FUNCTIONS							
	Upper Thread Tension		Confirm Selection		Mirror Image (Left/Right)		Virtual Positioning
	Security Program - Needle		Leave Active Display		Mirror Image (Up/Down)		Basting - Motif/Hoop
	Presser Foot Indicator		Move View of Motif		Alter Characters - Word Art		Embroidery Sequence Control
	Select Hoop		Move View of Motif within the Hoop		Alter Stitch Type		Cut Connecting Stitches
	Security Program - Stitch Plate		Zoom Plus 1 - 5x		Endless Embroidery		Color Numbers
	Feed Dog Up/Down		Zoom Minus 1 - 5x		Duplicate Motif		Color Information 1 Isacord 40 3543 / 3 min.
	Filling of Bobbin		Add Embroidery Motif		Delete Motif		Change Thread Brand
	Edit		Rotate Motif		Move Motif Move Hoop		Convert Thread Brand to Another
	Embroidery Menu		Rescale Motif in Height or Width		Move Hoop to the Left		Color Resequence
	Information		Rescale Motif Proportionally		Move Hoop to the Back		Single/Multi-color Motif
	Back		Motif Center		Park Embroidery Module		Embroidery Speed
			Check Hoop & Motif Size		Show Grid		Embroidery Finish

BERNINA 790 Accessories Embroidery

1 Presser Foot:

- Embroidery Foot #26

Additional Accessories:

- Large Oval Embroidery Hoop
- Template-Large Oval Hoop
- Medium Embroidery Hoop
- Template-Medium Hoop
- Small Embroidery Hoop
- Template-Small Hoop
- 2 Template Holder Clips
- 1 Pkg. Asst. Embroidery Needles
- USB Connecting Cable
- Thread Net

WARRANTY

- 20 years Mechanical
- 5 years Electronic
- 2 years Electrical



BERNINA 770 QE

Stitch Package 992 Stitch Patterns

30 Practical, 11 Buttonholes, 2 Eyelets,
1 Sew-on Button Program,
283 Decorative, 50 Quilting,
6 Alphabets + 2 Darning Programs

GENERAL MACHINE FEATURES and BENEFITS

Color Touch Screen	The centrally located 4.3" TFT screen is ultra-responsive & features high resolution colors.
Bright LED Lights	30 LED lights brightly illuminate both the needle area and over the free arm; the brightness is adjustable. Lighting in the bobbin area provides illumination for setup tasks.
Semi-automatic Needle Threader	Threads the needle in one simple process.
Automatic Thread Cutter	The upper and lower threads are cut automatically or at the touch of a button.
On-screen Help	Quick access to On-screen Help, Animations, Creative Consultant and Tutorials.
Start/Stop & Slide Speed Control	As an alternative to the traditional foot control, power the machine using the Start/Stop button.
13-inch Extended Arm	10" to right of needle offers outstanding maneuverability, freedom and comfort.
Powerful DC Motor	Provides consistent stitching on the multiple layers & heavy fabrics. No stalling!
Separate Bobbin Winding Motor	Wind a bobbin quickly and <i>even</i> wind a bobbin while sewing!
Hook System	The innovative BERNINA Hook maintains the legendary BERNINA stitch quality, allows a 9 mm stitch width and has a bobbin with 70% greater thread capacity than a standard bobbin.
BERNINA Adaptive Thread Tension	Once the tension is set according to the fabric and thread used, the thread tension is constantly monitored and adjusted automatically if needed, resulting in the finest stitching without pressing a button.

SEWING MACHINE FEATURES and BENEFITS

Maximum Sewing Speed	1000 stitches per minute.
6.0 mm Maximum Stitch Length	Variable length provides a smooth transition from length to length adjustable while sewing
9.0 mm Maximum Stitch Width	Adjustable width accommodates various thread & fabric types; can adjust as you sew.
11 Needle Positions	Enables very precise sewing; sew most patterns in any needle position.
Free Hand System	Knee operated lever raises the presser foot, lowers the feed dog and releases the thread tension keeping your hands on the fabric while guiding and pivoting.
BERNINA Stitch Regulator (BSR)	BSR provides consistent free-motion stitching, both straight stitch and zigzag, even at high speeds.
Integrated BERNINA Dual Feed	Ensures even feeding of hard-to-manage fabrics with beautiful results.
Temporary Altered Stitch Memory	Remembers all your personalized stitch settings during a sewing session.
Saved Stitch Settings	Save over the factory default stitch settings to personalize a stitch; remains in effect until you change it back.
Personal Program / Memory	Records and saves your individually altered stitches and combinations for future retrieval. 4 Folders.
Import/Export Stitches via USB	Import and export sewing stitches and stitch combinations via USB to expand your stitch library.
Securing Function	Program the number of securing stitches, customizing your sewing process.
Pattern Begin	Start at the beginning of any pattern or sequence, wherever you stopped.
Pattern End	No more half-finished patterns; machine stops after pattern is complete. Program with securing stitches.
Mirror Image	Sew the mirror image of a stitch pattern both horizontally and vertically.
Drag and Drop Editing	Drag and drop allows for easy positioning of sewing combinations & embroidery designs. Swipe to delete.
Presser Foot Selection	Access a built-in library of current presser feet and accessories. Includes a needle minder.
Presser Foot Pressure Adjustment	Adjust the foot pressure to eliminate skipped stitches on thick fabrics and wavy seams on knits.
Long Term Buttonhole Memory	Buttonhole length may be saved for future retrieval, even after machine is off.
On-screen Buttonhole Measuring	Hold a button to the screen & set the length by adjusting a knob.

SEWING FUNCTIONS							
	Home		Stitch Selection by Number		Upper Thread Tension		Pattern Repeat
	Setup Program		Practical Stitches		Presser Foot Indicator / Presser Foot Selection		Alter Pattern Length
	Tutorial		Decorative Stitches		Presser Foot Pressure		Mirror Image (Left/Right)
	Creative Consultant		Alphabets		Security Program - Stitch Plate & Needle		Mirror Image (Up/Down)
	Help		Quilting Stitches		Needle Minder		Combi-Mode
	Eco		Personal Program/Memory		Feed Dog Up/Down		Edit the Complete Combination
	Clear Settings		Buttonholes		Filling of Bobbin		Edit Combination at Cursor Position
	Information		Direct Entry Buttonhole Length		Needle Stop Up/Down - Permanent		Combination Sub-divider (1)
	Close		Buttonhole Slit Width		Needle Stop Up/Down - Temporary		Combination Sub-divider (2)
	Confirm Selection		Stitch Counter Buttonhole				Font Size in Alphabet
	Cancel		Manual Buttonhole		Securing		Long Stitch
	Delete		Continuous Reverse Sewing		Programmable Pattern End /Securing		Stitch Counter
	Save Altered Stitch Pattern Setting		Backstepping		Pattern Begin		Balance
	Back to Basic Stitch Setting						

BERNINA 770 QE Accessories

7 Presser Feet:

- Reverse Pattern Foot #1C
- Reverse Pattern Foot #1D
- Automatic Buttonhole Foot #3A
- Zipper Foot #4D
- Open Embroidery Foot #20C
- BERNINA Stitch Regulator #42
- Patchwork Foot #97D

Additional Accessories:

- Instructional Presentation DVD
- Instruction Manual
- Free Hand System

- Slide-on Table
- Soft Cover
- Accessory Wardrobe
- 1 pkg. Assorted Needles
- Height Compensation Tool
- Seam Guide, Right
- Torx Screwdriver
- Angular Torx Screwdriver
- Small Screwdriver
- Touch Screen Pen
- Straight/CutWork Stitch Plate

- Oiler
- 6 bobbins (total)
- Seam Ripper
- Lint Brush
- 2 Foam Pads
- 3 Spool Discs

WARRANTY

- 20 years Mechanical
- 5 years Electronic
- 2 years Electrical



BERNINA 770 QE

Embroidery (optional)

Embroidery Package
140 Designs + 6 Alphabets

GENERAL MACHINE FEATURES and BENEFITS

Color Touch Screen	The centrally located 4.3" TFT screen is ultra-responsive & features high resolution colors.
Bright LED Lights	30 LED lights brightly illuminate both the needle area and over the free arm; the brightness is adjustable. Lighting in the bobbin area provides illumination for setup tasks.
Semi-automatic Needle Threader	Threads the needle in one simple process.
Automatic Thread Cutter	When a thread color is finished embroidering, upper & lower threads are cut automatically.
On-screen Help	Quick access to On-screen Help, Creative Consultant and Tutorials.
Start/Stop & Slide Speed Control	As an alternative to the traditional foot control, power the machine using the Start/Stop button.
13-inch Extended Arm	10" to right of needle offers outstanding maneuverability, freedom and comfort.
Powerful DC Motor	Provides consistent stitching on the multiple layers & heavy fabrics. No stalling!
Separate Bobbin Winding Motor	Wind a bobbin quickly and <i>even</i> wind a bobbin while embroidering!
Hook System	The innovative BERNINA Hook maintains the legendary BERNINA stitch quality, allows a 9 mm stitch width and has a bobbin with 70% greater thread capacity than a standard bobbin.

EMBROIDERY FEATURES and BENEFITS

Embroidery Field	15.75" x 8.25" (400 mm x 210 mm)
Embroidery Speed	1000 stitches per minute - fastest embroidery speed of any domestic sewing machine.
Rescaling of Designs	Enlarge or reduce motifs proportionally onscreen. Increasing/decreasing in a range of +/- 20% provides the best results.
Rotate, Move and Mirror Image Designs	Rotate, Move, and Mirror Image Embroidery Motifs for optimal placement on projects.
Drag and Drop Editing	Drag and Drop Editing allows for easy customization of embroidery motifs.
Absolute Check / Check Box	Check individual stitch locations for precise design placement. / Trace a box around the design.
Built-in Embroidery Basting	Stitch your choice of basting stitches before embroidering - around your motif, the inner hoop or none.
Adjust Stitch Density -	Adjust stitch density to complement specialty fabrics and other textile items.
Change Stitch Type	Change a satin stitch to a fill stitch to complement varied fabrics.
View	View Stitch-out Time, Thread Colors, Size, Stitches. All important information is at your fingertips!
Stitch Motif as Single / Multi-Color	Stitch an entire motif in one color / without stopping or as a multi-color design.
Free Arm Embroidery	Embroider tubular items such as sleeves.
USB Connection	Enjoy rapid and direct connectivity for design transfer.
DesignWorks Tools & Software Compatible	Turn your BERNINA Embroidery Machine into a creative multi-media machine with the addition of CutWork, PaintWork and CrystalWork Tools and Software. <i>Optional Accessories.</i>

EMBROIDERY MOTIF SELECTION							
	Selection Overview - Open New Motif		Selection Overview - Add Motif		Selection Overview - Save		Selection Overview - Delete Motifs
	Embroidery Computer - Select Motifs from Folders		USB Stick - Select Motifs from Stick				
	Embroidery Motifs Folder		Alphabet Folder		My Designs Folder		
EMBROIDERY FUNCTIONS							
	Upper Thread Tension		Confirm Selection		Zoom In 1 - 4x		Virtual Positioning
	Security Program - Stitch Plate & Needle		Cancel		Zoom Out 1 - 4x		Basting - Motif/Hoop
	Presser Foot Indicator		Move Motif		Move View of Motif		Embroidery Sequence Control
	Select Hoop		Rescale Motif Proportionally		Move View of Motif within the Hoop		Cut Connecting Stitches
	Feed Dog Up/Down		Rotate Motif		Show Grid		Color Numbers
	Filling of Bobbin		Alter Stitch Type/ Stitch Density		Move Hoop to the Left		Color Information
	Edit		Mirror Image (Left/Right)		Move Hoop to the Back		Change Color / Thread Brand
	Embroidery Menu		Mirror Image (Up/Down)		Park Embroidery Module		Convert Thread Brand to Another
	Information		Delete Motif		Move Hoop		Color Selection by Number
	Close		Motif Center		Check Motif Size		Single/Multi-color Motif

BERNINA 770 QE

Accessories

Embroidery

1 Presser Foot:

- Embroidery Foot #26

Additional Accessories:

- Large Oval Embroidery Hoop
- Template-Large Oval Hoop
- Medium Embroidery Hoop
- Template-Medium Hoop
- Small Embroidery Hoop
- Template-Small Hoop
- 2 Template Holder Clips
- 1 Pkg. Asst. Embroidery Needles
- USB Connecting Cable
- Thread Net

WARRANTY

- 20 years Mechanical
- 5 years Electronic
- 2 years Electrical



BERNINA 740

Stitch Package 800 Stitch Patterns

29 Practical, 9 Buttonholes, 2 Eyelets,
1 Sew-on Button Program,
200 Decorative, 23 Quilting,
5 Alphabets + 2 Darning Programs

GENERAL MACHINE FEATURES and BENEFITS

Color Touch Screen	The centrally located 4.3" TFT screen is ultra-responsive & features high resolution colors.
Bright LED Lights	30 LED lights brightly illuminate both the needle area and over the free arm; the brightness is adjustable.
Semi-automatic Needle Threader	Threads the needle in one simple process.
Automatic Thread Cutter	The upper and lower threads are cut automatically or at the touch of a button.
On-screen Help	Quick access to On-screen Help, Animations, Creative Consultant and Tutorials.
Start/Stop & Slide Speed Control	As an alternative to the traditional foot control, power the machine using the Start/Stop button.
13-inch Extended Arm	10" to right of needle offers outstanding maneuverability, freedom and comfort.
Powerful DC Motor	Provides consistent stitching on the multiple layers & heavy fabrics. No stalling!
Separate Bobbin Winding Motor	Wind a bobbin quickly and <i>even</i> wind a bobbin while sewing!
Hook System	The innovative BERNINA Hook maintains the legendary BERNINA stitch quality, allows a 9 mm stitch width and has a bobbin with 70% greater thread capacity than a standard bobbin.
BERNINA Adaptive Thread Tension	Once the tension is set according to the fabric and thread used, the thread tension is constantly monitored and adjusted automatically if needed, resulting in the finest stitching without pressing a button.

SEWING MACHINE FEATURES and BENEFITS

Maximum Sewing Speed	1000 stitches per minute.
6.0 mm Maximum Stitch Length	Variable length provides a smooth transition from length to length adjustable while sewing
9.0 mm Maximum Stitch Width	Adjustable width accommodates various thread & fabric types; can adjust as you sew.
11 Needle Positions	Enables very precise sewing; sew most patterns in any needle position.
Free Hand System	Knee operated lever raises the presser foot, lowers the feed dog and releases the thread tension.
BERNINA Stitch Regulator (BSR)	BSR provides consistent free-motion stitching, both straight stitch and zigzag, even at high speeds. <i>Optional Accessory.</i>
Integrated BERNINA Dual Feed	Ensures even feeding of hard-to-manage fabrics with beautiful results.
Temporary Altered Stitch Memory	Remembers all your personalized stitch settings during a sewing session.
Saved Stitch Settings	Save over the factory default stitch settings to personalize a stitch; remains in effect until you change it back.
Personal Program / Memory	Records and saves your individually altered stitches and combinations for future retrieval. 4 Folders.
Import/Export Stitches via USB	Import and export sewing stitches and stitch combinations via USB to expand your stitch library.
Securing Function	Program the number of securing stitches, customizing your sewing process.
Pattern Begin	Start at the beginning of any pattern or sequence, wherever you stopped.
Pattern End	No more half-finished patterns; machine stops after pattern is complete.
Mirror Image	Sew the mirror image of a stitch pattern both horizontally and vertically.
Drag and Drop Editing	Simple drag and drop allows for easy positioning of sewing combinations. Swipe to delete.
Presser Foot Selection	Access a built-in library of current presser feet and accessories. Includes a needle minder.
Presser Foot Pressure Adjustment	Adjust the foot pressure to eliminate skipped stitches on thick fabrics and wavy seams on knits.
Long Term Buttonhole Memory	Buttonhole length may be saved for future retrieval, even after machine is off.
On-screen Buttonhole Measuring	Hold a button to the screen & set the length by adjusting a knob.

SEWING FUNCTIONS								
	Home		Stitch Selection by Number		Upper Thread Tension		Pattern Repeat	
	Setup Program		Practical Stitches		Presser Foot Indicator / Presser Foot Selection		Alter Pattern Length	
	Tutorial		Decorative Stitches		Presser Foot Pressure		Mirror Image (Left/Right)	
	Creative Consultant		Alphabets		Security Program - Stitch Plate & Needle		Mirror Image (Up/Down)	
	Help		Quilting Stitches		Needle Minder		Combi-Mode	
	Eco		Personal Program/Memory		Feed Dog Up/Down		Edit the Complete Combination	
	Clear Settings		Buttonholes		Filling of Bobbin		Edit Combination at Cursor Position	
	Information		Direct Entry Buttonhole Length		Needle Stop Up/Down - Permanent		Combination Sub-divider (1)	
	Close		Buttonhole Slit Width		Needle Stop Up/Down - Temporary		Combination Sub-divider (2)	
	Confirm Selection		Stitch Counter Buttonhole			Needle Position		Font Size in Alphabet
	Cancel		Manual Buttonhole		Securing		Continuous Reverse Sewing	
	Delete		Save Altered Stitch Pattern Setting		Programmable Pattern End /Securing		Backstepping	
			Back to Basic Stitch Setting		Pattern Begin		Balance	

BERNINA 740 Accessories

5 Presser Feet:

- Reverse Pattern Foot #1C
- Reverse Pattern Foot #1D
- Automatic Buttonhole Foot #3A
- Zipper Foot #4D
- Open Embroidery Foot #20C

Additional Accessories:

- Instructional Presentation DVD
- Instruction Manual
- Free Hand System

- Slide-on Table
- Soft Cover
- Accessory Wardrobe
- 1 pkg. Assorted Needles
- Height Compensation Tool
- Seam Guide, Right
- Torx Screwdriver
- Angular Torx Screwdriver
- Small Screwdriver
- Touch Screen Pen

- Oiler
- 6 bobbins (total)
- Seam Ripper
- Lint Brush
- 2 Foam Pads
- 3 Spool Discs

WARRANTY

- 20 years Mechanical
- 5 years Electronic
- 2 years Electrical



BERNINA 580

Sewing Stitch Package 935 Stitch Patterns
















































31 Practical, 8 Buttonholes, 2 Eyelets,
1 Button Sew-on Program, 284 Decorative,
28 Quilting, 7 Alphabets
+ 2 Darning Programs

GENERAL MACHINE FEATURES and BENEFITS

Color Touch Screen	The centrally located 4.3" TFT screen is ultra-responsive, features high resolution colors and provides you with everything you need to know to sew including recommended presser foot, stitch length & width settings and needle position.
LED Sewing Lights	12 long-lasting luminous LED lights fully illuminate around the sewing area.
Semi-automatic Needle Threader	Simplifies the threading process by pulling the thread thru the eye of the needle.
Automatic Thread Cutter	The upper and lower threads are cut automatically or at the touch of a button.
On-screen Help	Quick access to On-screen Help, Animations, Creative Consultant and Tutorials.
Start/Stop & Slide Speed Control	As an alternative to the traditional foot control, power the machine using the Start/Stop button. Regulate both sewing speed & bobbin winding speed with the Slide Speed control.
Powerful DC Motor	Provides consistent stitching on the multiple layers & heavy fabrics. No stalling!
Separate Bobbin Winding Motor	Wind a bobbin quickly and <i>even</i> wind a bobbin while sewing!
Hook System	The BERNINA Rotary hook ensures perfectly balanced stitches, allows for 9.0mm width and uses a standard BERNINA rotary hook bobbin.

SEWING MACHINE FEATURES and BENEFITS

Maximum Sewing Speed	1000 stitches per minute.
5.0 mm Maximum Stitch Length	Variable length provides a smooth transition from length to length adjustable while sewing.
9.0 mm Maximum Stitch Width	Adjustable width accommodates various thread & fabric types; can adjust as you sew.
11 Needle Positions	Enables very precise sewing; sew most patterns in any needle position.
Free Hand System	Knee operated lever raises the presser foot, lowers the feed dog and releases the thread tension keeping your hands on the fabric while guiding and pivoting.
BERNINA Stitch Regulator (BSR)	BSR Compatible. This patented feature provides consistent free-motion stitching, both straight stitch and zigzag, even at high speeds.
Temporary Altered Stitch Memory	Remembers all your personalized stitch settings when you switch to another pattern and back during a sewing session.
Personal Program	Easily place decorative stitch combinations or alphabet wording into the machine memory for personal combinations. Records your individually altered stitches for future retrieval.
Securing Function	Automatically secures a single pattern or combination by adding on-the-spot stitches at the finish. Can be customized to work with the Automatic Thread Cutter.
Pattern Begin	Start at the beginning of any pattern or sequence, wherever you stopped.
Pattern End	No more half-finished patterns; machine stops after pattern is complete.
Pattern Repeat	Set the stitch or combination to sew complete motifs 1 to 9 times.
Mirror Image	Sew the mirror image of a stitch pattern both horizontally and vertically.
Presser Foot Pressure Adjustment	Adjust foot pressure to eliminate skipped stitches on thick fabrics & wavy seams on knits.
Long Term Buttonhole Memory	Buttonhole length and width may be saved for future retrieval, even after machine is off. Includes a Stitch Counter Buttonhole for buttonholes longer than the automatic foot offers.
On-screen Buttonhole Measuring	Hold a button to the screen and set the length by adjusting a knob.

SEWING FUNCTIONS							
	Home		Stitch Selection by Number		Upper Thread Tension		Pattern Begin
	Setup Program		Practical Stitches		Security Program - Needle; Stitch Plate		Pattern Repeat
	Tutorial		Decorative Stitches		Presser Foot Indicator		Alter Pattern Length
	Creative Consultant		Alphabets		Presser Foot Pressure		Mirror Image (Left/Right)
	Help		Personal Program/Memory		Needle Stop Up/Down - Permanent		Mirror Image (Up/Down)
	Eco		Buttonholes		Needle Stop Up/Down - Temporary		Long Stitch
	Clear Settings		Direct Entry Buttonhole Length		Programmable Pattern End /Securing		Combi-Mode
	Information		Programmable Buttonhole		Securing		Edit the Complete Combination
	Back		Stitch Counter Buttonhole		Needle Position		Edit Combination at Cursor Position
	Confirm Selection		Manual Buttonhole		Continuous Reverse		Combination Sub-divider (1)
	Leave Active Display		Buttonhole Slit Width		Lettering Size		Combination Sub-divider (2)
	Delete		Balance		Alphabet - Upper/Lower Case		

BERNINA 580 Accessories

8 Presser Feet:

- Reverse Pattern Foot #1C
- Overlock Foot #2A
- Automatic Buttonhole Foot #3A
- Zipper Foot #4
- Blind Hem Foot #5
- Jeans Foot #8
- Open Embroidery Foot #20C
- BERNINA Stitch Regulator #42

Additional Accessories:

- Instruction Manual
- Instructional DVD with Emulator
- Reinforced Soft Carrying Case

- Slide-on Table with Seam Guide
- Free Hand System
- 1 Accessory Wardrobe
- 5 Bobbins (total)
- 1 pkg. Assorted Needles
- Seam Ripper
- Small Screwdriver
- Angular Torx key
- Lint Brush
- Seam Guide, Right

- Height Compensating Tool
- 2 Foam Pads
- 3 Spool Discs
- Oiler
- Touch Screen Stylo Pen

WARRANTY

- 20 years Mechanical
- 5 years Electronic
- 2 years Electrical



BERNINA 580

Embroidery








Embroidery Package
100 Designs + 7 Alphabets

GENERAL MACHINE FEATURES and BENEFITS

Color Touch Screen	The centrally located 4.3" TFT screen is ultra-responsive, features high resolution colors and provides you with everything you need to know to embroider.
LED Sewing Lights	12 long-lasting luminous LED lights fully illuminate around the sewing area.
Semi-automatic Needle Threader	Simplifies the threading process by pulling the thread thru the eye of the needle.
Automatic Thread Cutter	When a thread color is finished embroidering, upper & lower threads are cut automatically.
On-screen Tutorials	Enjoy quick access to On-screen Tutorials.
Start/Stop & Slide Speed Control	As an alternative to the traditional foot control, power the machine using the Start/Stop button. Regulate both sewing speed & bobbin winding speed with the Slide Speed control.
Powerful DC Motor	Provides consistent stitching on the multiple layers & heavy fabrics. No stalling!
Separate Bobbin Winding Motor	Wind a bobbin quickly and <i>even</i> wind a bobbin while sewing!
Hook System	The BERNINA Rotary hook ensures perfectly balanced stitches, allows for 9.0mm width and uses a standard BERNINA rotary hook bobbin.

EMBROIDERY FEATURES and BENEFITS

Embroidery Field	10" x 5.7" (255 mm x 145 mm)
Embroidery Speed	680 stitches per minute.
Rescaling of Designs	Enlarge or reduce motifs proportionally on-screen. Increasing/decreasing in a range of +/- 20% provides the best results.
Rotate, Move, and Mirror Image	Rotate, Move, and Mirror Image Embroidery Motifs for optimal placement on projects.
Duplicate, Add / Combine Designs and Lettering	Duplicate Embroidery Motifs; add/combine multiple Embroidery Motifs; and add/combine Lettering on-screen.
Drag and Drop Editing	Drag and Drop Editing allows for easy customization of embroidery motifs.
Word Art	Present your lettering on vertical & curved baselines plus adjust spacing of letters.
Check Box	Easily fine-tune your design placement with Check Box. Draw a square around your design and activate centering for placement; the arm is also engaged to recognize the hoop.
Absolute Check	Check individual stitch locations for precise placement of your designs.
Built-in Embroidery Basting	Stitch your choice of basting stitches before embroidering. Choose to baste around your motif or the inner hoop.
Adjust Stitch Density - Pull Compensation	Adjust stitch density to complement specialty fabrics and other textile items. Change Satin Stitch to Step Stitch to complement individual projects.
View	View Stitch-out Time, Thread Colors, Size, Stitches. All important information is at your fingertips!
Stitch Motif as Single / Multi-Color	Stitch an entire motif in one color without stopping or as a multi-color design.
Free Arm Embroidery	Embroider tubular items such as sleeves. <i>Optional Accessory.</i>
USB Connection	Enjoy rapid and direct connectivity for design transfer.
DesignWorks Tools & Software Compatible	Turn your BERNINA Embroidery Machine into a creative multi-media machine with the addition of CutWork, PaintWork and CrystalWork Tools and Software. <i>Optional Accessories.</i>

EMBROIDERY MOTIF SELECTION					
	Embroidery Menu		Embroidery Computer - Select Motifs from Folders		USB Stick
	Selecting Alphabets Folder		Selecting Motifs Folder		Selecting My Designs Folder
EMBROIDERY FUNCTIONS					
	Information		Confirm Selection		Leave Active Display
	Back to Previous Display		Return to Selection Menu		Delete Motif
	New Motif		Add Motif		Duplicate Motif
	Zoom Plus		Zoom Minus		Move View of Motif within Hoop
	Rescale Motif Proportionally		Rotate Motif		Move Motif
	Mirror Image (Left/Right)		Mirror Image (Up/Down)		Alter Stitch Type
	Letter Manipulation		Save		Single/Multi-Color Motif
	Color Numbers		Change Thread Brand		Embroidery Sequence Control
	Edit		Upper Thread Tension		Embroidery Sequence Control
	Hoop Selection		Grid		Motif Center
	Check Hoop & Motif Size		Virtual Positioning		Move Hoop
	Hoop Relocator		Move Hoop to Back		Park the Embroidery Module
	Calibrate Embroidery Module		Basting Boxes		Cut Jump Stitches
	Security Program - Needle; Stitch Plate				Presser Foot Indicator

BERNINA 580 Accessories Embroidery

1 Presser Foot:

- Embroidery Foot #26

Additional Accessories:

- Embroidery Bobbin Case
- Large Oval Embroidery Hoop
- Template-Large Oval Hoop
- Medium Embroidery Hoop

- Template-Medium Hoop
- 2 Template Holder Clips
- 1 Pkg. Asst. Embroidery Needles
- USB Connecting Cable

- Thread Net
- Soft Case

WARRANTY

- 20 years Mechanical
- 5 years Electronic
- 2 years Electrical



BERNINA 570 QE

Sewing Stitch Package 642 Stitch Patterns













































29 Practical, 8 Buttonholes, 2 Eyelets,
1 Button Sew-on Program, 180 Decorative,
30 Quilting, 5 Alphabets
+ 2 Darning Programs

GENERAL MACHINE FEATURES and BENEFITS

Color Touch Screen	The centrally located 4.3" TFT screen is ultra-responsive, features high resolution colors and provides you with everything you need to know to sew including recommended presser foot, stitch length & width settings and needle position.
LED Sewing Lights	12 long-lasting luminous LED lights fully illuminate around the sewing area.
Semi-automatic Needle Threader	Simplifies the threading process by pulling the thread thru the eye of the needle.
On-screen Help	Quick access to On-screen Help, Animations, Creative Consultant and Tutorials.
Start/Stop & Slide Speed Control	As an alternative to the traditional foot control, power the machine using the Start/Stop button. Regulate both sewing speed & bobbin winding speed with the Slide Speed control.
Powerful DC Motor	Provides consistent stitching on the multiple layers & heavy fabrics. No stalling!
Separate Bobbin Winding Motor	Wind a bobbin quickly and <i>even</i> wind a bobbin while sewing!
Hook System	The BERNINA patented CB hook system ensures perfectly balanced stitches and uses a standard BERNINA CB hook bobbin.

SEWING MACHINE FEATURES and BENEFITS

Maximum Sewing Speed	900 stitches per minute.
5.0 mm Maximum Stitch Length	Variable length provides a smooth transition from length to length adjustable while sewing.
5.5 mm Maximum Stitch Width	Adjustable width accommodates various thread & fabric types; can adjust as you sew.
11 Needle Positions	Enables very precise sewing; sew most patterns in any needle position.
Free Hand System	Knee operated lever raises the presser foot, lowers the feed dog and releases the thread tension keeping your hands on the fabric while guiding and pivoting.
BERNINA Stitch Regulator (BSR)	BSR Compatible. This patented feature provides consistent free-motion stitching, both straight stitch and zigzag, even at high speeds.
Temporary Altered Stitch Memory	Remembers all your personalized stitch settings when you switch to another pattern and back during a sewing session.
Personal Program	Easily place decorative stitch combinations or alphabet wording into the machine memory for personal combinations. Saves your individually altered stitches for future retrieval.
Securing Function	Automatically secures a single pattern or combination by adding on-the-spot stitches at the start and finish.
Pattern Begin	Start at the beginning of any pattern or sequence, wherever you stopped.
Pattern End	No more half-finished patterns; machine stops after pattern is complete.
Pattern Repeat	Set the stitch or combination to sew complete motifs 1 to 9 times.
Mirror Image	Sew the mirror image of a stitch pattern both horizontally and vertically.
Presser Foot Pressure Adjustment	Adjust foot pressure to eliminate skipped stitches on thick fabrics & wavy seams on knits.
Long Term Buttonhole Memory	Buttonhole length and width may be saved for future retrieval, even after machine is off. Includes a Stitch Counter Buttonhole for buttonholes longer than the automatic foot offers.
On-screen Buttonhole Measuring	Hold a button to the screen and set the length by adjusting a knob.

SEWING FUNCTIONS							
	Home		Stitch Selection by Number		Upper Thread Tension		Pattern Begin
	Setup Program		Practical Stitches		Security Program - Needle; Stitch Plate		Pattern Repeat
	Tutorial		Decorative Stitches		Presser Foot Indicator		Mirror Image (Left/Right)
	Creative Consultant		Alphabets		Presser Foot Pressure		Mirror Image (Up/Down)
	Help		Personal Program/Memory		Needle Stop Up/Down - Permanent		Combi-Mode
	Eco		Buttonholes		Needle Stop Up/Down - Temporary		Edit the Complete Combination
	Clear Settings		Direct Entry Buttonhole Length		Programmable Pattern End /Securing		Edit Combination at Cursor Position
	Information		Programmable Buttonhole		Securing		Combination Sub-divider (1)
	Back		Stitch Counter Buttonhole		Needle Position		Combination Sub-divider (2)
	Confirm Selection		Manual Buttonhole		Alphabet - Upper/Lower Case		Balance
	Leave Active Display		Buttonhole Slit Width		Delete		Continuous Reverse

BERNINA 570 QE Accessories

7 Presser Feet:

- Reverse Pattern Foot #1
- Automatic Buttonhole Foot #3A
- Zipper Foot #4
- Blind Hem Foot #5
- Open Embroidery Foot #20
- Patchwork Foot #37
- BERNINA Stitch Regulator #42

Additional Accessories:

- Instruction Manual
- Instructional DVD with Simulator
- Reinforced Soft Carrying Case

- Slide-on Table with Seam Guide
- Free Hand System
- 1 Accessory Wardrobe
- 5 Bobbins (total)
- 1 pkg. Assorted Needles
- Seam Ripper
- Small screwdriver
- Angular Torx key
- Lint Brush
- Seam Guide, Right

- Height Compensating Tool
- 2 Foam Pads
- 3 Spool Discs
- Oiler

WARRANTY

- 20 years Mechanical
- 5 years Electronic
- 2 years Electrical



BERNINA 570 QE

Embroidery (optional)











































Embroidery Package
50 Designs + 4 Alphabets

GENERAL MACHINE FEATURES and BENEFITS

Color Touch Screen	The centrally located 4.3" TFT screen is ultra-responsive, features high resolution colors and provides you with everything you need to know to embroider.
LED Sewing Lights	12 long-lasting luminous LED lights fully illuminate around the sewing area.
Semi-automatic Needle Threader	Simplifies the threading process by pulling the thread thru the eye of the needle.
Connecting Stitches Cut	When a thread color is finished embroidering, upper & lower threads are cut automatically.
On-screen Tutorials	Enjoy quick access to On-screen Tutorials.
Start/Stop & Slide Speed Control	As an alternative to the traditional foot control, power the machine using the Start/Stop button. Regulate both sewing speed & bobbin winding speed with the Slide Speed control.
Powerful DC Motor	Provides consistent stitching on the multiple layers & heavy fabrics. No stalling!
Separate Bobbin Winding Motor	Wind a bobbin quickly and <i>even</i> wind a bobbin while sewing!
Hook System	The BERNINA patented CB hook system ensures perfectly balanced stitches and uses a standard BERNINA CB hook bobbin.

EMBROIDERY FEATURES and BENEFITS

Embroidery Field	10" x 5.7" (255 mm x 145 mm)
Embroidery Speed	680 stitches per minute.
Rescaling of Designs	Enlarge or reduce motifs proportionally on-screen. Increasing/decreasing in a range of +/- 20% provides the best results.
Rotate, Move and Mirror Image Designs	Rotate, Move, and Mirror Image Embroidery Motifs for optimal placement on projects.
Drag and Drop Editing	Drag and Drop Editing allows for easy customization of embroidery motifs.
Absolute Check	Check individual stitch locations for precise placement of your designs.
Built-in Embroidery Basting	Stitch your choice of basting stitches before embroidering. Choose to baste around your motif or the inner hoop.
View	View Stitch-out Time, Thread Colors, Size, Stitches. All important information is at your fingertips!
Stitch Motif as Single / Multi-Color	Stitch an entire motif in one color without stopping or as a multi-color design.
Free Arm Embroidery	Embroider tubular items such as sleeves. <i>Optional Accessory.</i>
USB Connection	Enjoy rapid and direct connectivity for design transfer.
DesignWorks Tools & Software Compatible	Turn your BERNINA Embroidery Machine into a creative multi-media machine with the addition of CutWork, PaintWork and CrystalWork Tools and Software. <i>Optional Accessories.</i>

EMBROIDERY MOTIF SELECTION					
	Embroidery Menu		Embroidery Computer - Select Motifs from Folders		USB Stick
	Selecting Alphabets Folder		Selecting Motifs Folder		Selecting My Designs Folder
EMBROIDERY FUNCTIONS					
	Information		Confirm Selection		Rotate Motif
	Back to Previous Display		Return to Selection Menu		Rescale Motif Proportionally
	Selection		Delete Motif		Move Motif
	New Motif		Zoom Minus		Move View of Motif within Hoop
	Save		Zoom Plus		Mirror Image (Up/Down)
	Leave Active Display		Single/Multi-Color Motif		Mirror Image (Left/Right)
	Color Numbers		Change Thread Brand		Presser Foot Indicator
	Edit		Upper Thread Tension		Embroidery Sequence Control
	Security Program - Needle; Stitch Plate		Basting Boxes		Cut Jump Stitches
	Hoop Selection		Virtual Positioning		Motif Center
	Check Hoop & Motif Siz		Move Hoop to Back		Move Hoop
	Calibrate Embroidery Module		Park the Embroidery Module		Hoop Relocator

BERNINA 570 QE Accessories Embroidery

1 Presser Foot:

- Embroidery Foot #26

Additional Accessories:

- Embroidery Bobbin Case
- Large Oval Embroidery Hoop
- Template-Large Oval Hoop
- Medium Embroidery Hoop
- Template-Medium Hoop
- 2 Template Holder Clips
- 1 Pkg. Asst. Embroidery Needles
- USB Connecting Cable

- Thread Net
- Soft Case

WARRANTY

- 20 years Mechanical
- 5 years Electronic
- 2 years Electrical



BERNINA 560

Sewing Stitch Package 700 Stitch Patterns














































29 Practical, 8 Buttonholes, 2 Eyelets,
1 Button Sew-on Program, 184 Decorative,
24 Quilting, 5 Alphabets
+ 2 Darning Programs

GENERAL MACHINE FEATURES and BENEFITS

Color Touch Screen	The centrally located 4.3" TFT screen is ultra-responsive, features high resolution colors and provides you with everything you need to know to sew including recommended presser foot, stitch length & width settings and needle position.
LED Sewing Lights	12 long-lasting luminous LED lights fully illuminate around the sewing area.
Semi-automatic Needle Threader	Simplifies the threading process by pulling the thread thru the eye of the needle.
Automatic Thread Cutter	The upper and lower threads are cut automatically or at the touch of a button.
On-screen Help	Quick access to On-screen Help, Animations, Creative Consultant and Tutorials.
Start/Stop & Slide Speed Control	As an alternative to the traditional foot control, power the machine using the Start/Stop button. Regulate both sewing speed & bobbin winding speed with the Slide Speed control.
Powerful DC Motor	Provides consistent stitching on the multiple layers & heavy fabrics. No stalling!
Separate Bobbin Winding Motor	Wind a bobbin quickly and <i>even</i> wind a bobbin while sewing!
Hook System	The BERNINA Rotary hook ensures perfectly balanced stitches, allows for 9.0mm width and uses a standard BERNINA rotary hook bobbin.

SEWING MACHINE FEATURES and BENEFITS

Maximum Sewing Speed	1000 stitches per minute.
5.0 mm Maximum Stitch Length	Variable length provides a smooth transition from length to length adjustable while sewing.
9.0 mm Maximum Stitch Width	Adjustable width accommodates various thread & fabric types; can adjust as you sew.
11 Needle Positions	Enables very precise sewing; sew most patterns in any needle position.
Free Hand System	Knee operated lever raises the presser foot, lowers the feed dog and releases the thread tension keeping your hands on the fabric while guiding and pivoting.
BERNINA Stitch Regulator (BSR)	BSR Compatible. This patented feature provides consistent free-motion stitching, both straight stitch and zigzag, even at high speeds. <i>Optional Accessory.</i>
Temporary Altered Stitch Memory	Remembers all your personalized stitch settings when you switch to another pattern and back during a sewing session.
Personal Program	Easily place decorative stitch combinations or alphabet wording into the machine memory for personal combinations. Records your individually altered stitches for future retrieval.
Securing Function	Automatically secures a single pattern or combination by adding on-the-spot stitches at the finish. Can be customized to work with the Automatic Thread Cutter.
Pattern Begin	Start at the beginning of any pattern or sequence, wherever you stopped.
Pattern End	No more half-finished patterns; machine stops after pattern is complete.
Pattern Repeat	Set the stitch or combination to sew complete motifs 1 to 9 times.
Mirror Image	Sew the mirror image of a stitch pattern both horizontally and vertically.
Presser Foot Pressure Adjustment	Adjust foot pressure to eliminate skipped stitches on thick fabrics & wavy seams on knits.
Long Term Buttonhole Memory	Buttonhole length and width may be saved for future retrieval, even after machine is off. Includes a Stitch Counter Buttonhole for buttonholes longer than the automatic foot offers.
On-screen Buttonhole Measuring	Hold a button to the screen and set the length by adjusting a knob.

SEWING FUNCTIONS							
	Home		Stitch Selection by Number		Upper Thread Tension		Pattern Begin
	Setup Program		Practical Stitches		Security Program - Needle; Stitch Plate		Pattern Repeat
	Tutorial		Decorative Stitches		Presser Foot Indicator		Mirror Image (Left/Right)
	Creative Consultant		Alphabets		Presser Foot Pressure		Mirror Image (Up/Down)
	Help		Personal Program/Memory		Needle Stop Up/Down - Permanent		Combi-Mode
	Eco		Buttonholes		Needle Stop Up/Down - Temporary		Edit the Complete Combination
	Clear Settings		Direct Entry Buttonhole Length		Programmable Pattern End /Securing		Edit Combination at Cursor Position
	Information		Programmable Buttonhole		Securing		Combination Sub-divider (1)
	Back		Stitch Counter Buttonhole		Needle Position		Combination Sub-divider (2)
	Confirm Selection		Manual Buttonhole		Lettering Size		Balance
	Leave Active Display		Buttonhole Slit Width		Alphabet - Upper/Lower Case		Continuous Reverse
	Delete						

BERNINA 560 Accessories

6 Presser Feet:

- Reverse Pattern Foot #1C
- Overlock Foot #2A
- Automatic Buttonhole Foot #3A
- Zipper Foot #4
- Blind Hem Foot #5
- Open Embroidery Foot #20C

Additional Accessories:

- Instruction Manual
- Instructional DVD with Simulator
- Reinforced Soft Carrying Case

- Slide-on Table
- Free Hand System
- 1 Accessory Wardrobe
- 5 Bobbins (total)
- 1 pkg. Assorted Needles
- Seam Ripper
- Small Screwdriver
- Angular Torx Key
- Lint Brush
- Seam Guide, Right

- Height Compensating Tool
- 2 Foam Pads
- 3 Spool Discs
- Oiler

WARRANTY

- 20 years Mechanical
- 5 years Electronic
- 2 years Electrical



BERNINA 560

Embroidery (optional)











































Embroidery Package
70 Designs + 4 Alphabets

GENERAL MACHINE FEATURES and BENEFITS

Color Touch Screen	The centrally located 4.3" TFT screen is ultra-responsive, features high resolution colors and provides you with everything you need to know to embroider.
LED Sewing Lights	12 long-lasting luminous LED lights fully illuminate around the sewing area.
Semi-automatic Needle Threader	Simplifies the threading process by pulling the thread thru the eye of the needle.
Automatic Thread Cutter	When a thread color is finished embroidering, upper & lower threads are cut automatically.
On-screen Tutorials	Enjoy quick access to On-screen Tutorials.
Start/Stop & Slide Speed Control	As an alternative to the traditional foot control, power the machine using the Start/Stop button. Regulate both sewing speed & bobbin winding speed with the Slide Speed control.
Powerful DC Motor	Provides consistent stitching on the multiple layers & heavy fabrics. No stalling!
Separate Bobbin Winding Motor	Wind a bobbin quickly and <i>even</i> wind a bobbin while sewing!
Hook System	The BERNINA Rotary hook ensures perfectly balanced stitches, allows for 9.0mm width and uses a standard BERNINA rotary hook bobbin.

EMBROIDERY FEATURES and BENEFITS

Embroidery Field	10" x 5.7" (255 mm x 145 mm)
Embroidery Speed	680 stitches per minute.
Rescaling of Designs	Enlarge or reduce motifs proportionally on-screen. Increasing/decreasing in a range of +/- 20% provides the best results.
Rotate, Move and Mirror Image Designs	Rotate, Move, and Mirror Image Embroidery Motifs for optimal placement on projects.
Drag and Drop Editing	Drag and Drop Editing allows for easy customization of embroidery motifs.
Absolute Check	Check individual stitch locations for precise placement of your designs.
Built-in Embroidery Basting	Stitch your choice of basting stitches before embroidering. Choose to baste around your motif or the inner hoop.
View	View Stitch-out Time, Thread Colors, Size, Stitches. All important information is at your fingertips!
Stitch Motif as Single / Multi-Color	Stitch an entire motif in one color without stopping or as a multi-color design.
Free Arm Embroidery	Embroider tubular items such as sleeves. <i>Optional Accessory.</i>
USB Connection	Enjoy rapid and direct connectivity for design transfer.
DesignWorks Tools & Software Compatible	Turn your BERNINA Embroidery Machine into a creative multi-media machine with the addition of CutWork, PaintWork and CrystalWork Tools and Software. <i>Optional Accessories.</i>

EMBROIDERY MOTIF SELECTION					
	Embroidery Menu		Embroidery Computer - Select Motifs from Folders		USB Stick
	Selecting Alphabets Folder		Selecting Motifs Folder		Selecting My Designs Folder
EMBROIDERY FUNCTIONS					
	Information		Confirm Selection		Rotate Motif
	Back to Previous Display		Return to Selection Menu		Rescale Motif Proportionally
	Selection		Delete Motif		Move Motif
	New Motif		Zoom Minus		Move View of Motif within Hoop
	Save		Zoom Plus		Mirror Image (Up/Down)
	Leave Active Display		Single/Multi-Color Motif		Mirror Image (Left/Right)
	Color Numbers		Change Thread Brand		Presser Foot Indicator
	Edit		Upper Thread Tension		Embroidery Sequence Control
	Security Program - Needle; Stitch Plate		Basting Boxes		Cut Jump Stitches
	Hoop Selection		Virtual Positioning		Motif Center
	Check Hoop & Motif Siz		Move Hoop to Back		Move Hoop
	Calibrate Embroidery Module		Park the Embroidery Module		Hoop Relocator

BERNINA 560 Accessories Embroidery

1 Presser Foot:

- Embroidery Foot #26

Additional Accessories:

- Embroidery Bobbin Case
- Large Oval Embroidery Hoop
- Template-Large Oval Hoop
- Medium Embroidery Hoop
- Template-Medium Hoop
- 2 Template Holder Clips
- 1 Pkg. Asst. Embroidery Needles
- USB Connecting Cable

- Thread Net
- Soft Case

WARRANTY

- 20 years Mechanical
- 5 years Electronic
- 2 years Electrical



BERNINA 530

Stitch Package 395 Stitch Patterns





















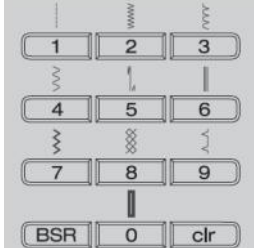




22 Practical, 7 Buttonholes, 1 Eyelet,
1 Sew-on Button Program, 117 Decorative,
12 Quilting, 4 Alphabets
+ 1 Darning Program

GENERAL MACHINE FEATURES and BENEFITS

LCD Screen	Everything you need know to sew is on the screen and at your fingertips, including recommended presser foot, stitch length & width settings and needle position.
One Touch System & Navigation Keys	Basic stitches are easily accessed through one touch of a button. Select additional stitch options by entering stitch number on the keypad or using the easy-touch navigation keys.
LED Sewing Lights	12 long-lasting luminous LED lights fully illuminate around the sewing area.
Semi-automatic Needle Threader	Simplifies the threading process by pulling the thread thru the eye of the needle.
On-screen Creative Consultant	Quickly access on-screen advice for successful sewing on a variety of fabrics.
Start/Stop & Slide Speed Control	As an alternative to the traditional foot control, power the machine using the Start/Stop button. Regulate both sewing speed & bobbin winding speed with the Slide Speed control.
Powerful DC Motor	Provides consistent stitching on the multiple layers & heavy fabrics. No stalling!
Separate Bobbin Winding Motor	Wind a bobbin quickly and <i>even</i> wind a bobbin while sewing!
Hook System	The BERNINA patented CB hook system ensures perfectly balanced stitches and uses a standard BERNINA CB hook bobbin.

SEWING MACHINE FEATURES and BENEFITS

Maximum Sewing Speed	900 stitches per minute.
5.0 mm Maximum Stitch Length	Variable length provides a smooth transition from length to length adjustable while sewing.
5.5 mm Maximum Stitch Width	Adjustable width accommodates various thread & fabric types; can adjust as you sew.
11 Needle Positions	Enables very precise sewing; sew most patterns in any needle position.
Free Hand System	Knee operated lever raises the presser foot, lowers the feed dog and releases the thread tension keeping your hands on the fabric while guiding and pivoting.
BERNINA Stitch Regulator (BSR)	BSR Compatible. This patented feature provides consistent free-motion stitching, both straight stitch and zigzag, even at high speeds. <i>Optional Accessory.</i>
Temporary Altered Stitch Memory	Remembers all your personalized stitch settings when you switch to another pattern and back during a sewing session.
Saved Single Stitch Settings	Customize your machine with your personal stitch preferences. Set each stitch with your favorite stitch width, stitch length and mirror image settings.
One Combi-Mode Memory	100 spaces to compose and stitch creative lettering and/or decorative stitch combinations.
Securing Function	Automatically secures a single pattern or combination by adding on-the-spot stitches at the start and finish.
Pattern Begin	Start at the beginning of any pattern or sequence, wherever you stopped.
Pattern End	No more half-finished patterns; machine stops after pattern is complete.
Pattern Repeat	Set the stitch or combination to sew complete motifs 1 to 9 times.
Mirror Image	Sew the mirror image of a stitch pattern horizontally.
Presser Foot Pressure Adjustment	Adjust foot pressure to eliminate skipped stitches on thick fabrics & wavy seams on knits.
Long Term Buttonhole Memory	Buttonhole length may be saved for future retrieval, even after machine is off.

SEWING FUNCTIONS					
	Home		Combi Stitch		Securing
	Practical Stitches		Set Up Program		Balance
	Decorative Stitches		Tutorial		Mirror Image (Left/Right)
	Alphabets		Creative Consultant		Pattern Begin
	Buttonholes		Okay		Pattern End Pattern Repeat, 1-9x
	Quick Reverse Continuous Reverse Sewing		Presser Foot Pressure		Presser Foot Indicator
	Needle Stop Up/Down		Needle Position		Stitch Selection
	Navigation - Left/Right/Up/Down		Stitch Length		Direct Select 0-9
	Back		Stitch Width		Keypad Entry

BERNINA 530 Accessories

5 Presser Feet:

- Reverse Pattern Foot #1
- Overlock Foot #2
- Buttonhole Foot #3A
- Zipper Foot #4
- Blind Hem Foot #5

Additional Accessories:

- Instruction Manual
- Instructional Presentation DVD
- Reinforced Soft Carrying Case
- Slide-on Table with Seam Guide
- Free Hand System

- 1 Accessory Wardrobe
- 5 Bobbins (total)
- 1 pkg. Assorted Needles
- Height Compensating Tool
- Seam Ripper
- Small Screwdriver
- Angular Torx key
- Lint Brush
- Seam Guide, Right
- 2 Foam Pads
- 3 Spool Discs
- Oiler

WARRANTY

- 20 years Mechanical
- 5 years Electronic
- 2 years Electrical

BERNINA 380



Stitch Package 221 Stitch Patterns

20 Practical, 4 Buttonholes,
1 Sew-on Button Program,
91 Decorative, 12 Quilting,
2 Alphabets + 1 Darning Program

GENERAL MACHINE FEATURES and BENEFITS

LCD Screen	Everything you need know to sew is on the screen and at your fingertips, including recommended presser foot, stitch length & width settings and needle position.
One Touch System	Basic stitches are easily accessed through one touch of a button. Select additional stitch options by entering the stitch number on the keypad.
LED Sewing Lights	8 long-lasting luminous LED lights fully illuminate around the sewing area.
Semi-automatic Needle Threader	Threads the needle in one simple process.
Start/Stop & Slide Speed Control	As an alternative to the traditional foot control, power the machine using the Start/Stop button and regulate the speed with the Slide Speed control.
Powerful DC Motor	Consistent stitching on multiple layers & heavy fabrics. No stalling!
Separate Bobbin Winding Motor	Wind a bobbin quickly and <i>even</i> wind a bobbin while sewing!
Hook System	The BERNINA patented CB hook system ensures perfectly balanced stitches and uses a standard BERNINA CB hook bobbin.

SEWING MACHINE FEATURES and BENEFITS

Maximum Sewing Speed	900 stitches per minute.
5.0 mm Maximum Stitch Length	The variable Stitch Length provides a smooth transition from length to length and can be adjusted while sewing.
5.5 mm Maximum Stitch Width	Adjust Stitch Width of all stitches on the machine to accommodate various thread and fabric types; even adjusting as you sew.
9 Needle Positions	Enables very precise sewing; sew most patterns in any needle position.
Free Hand System	Knee operated lever raises the presser foot, lowers the feed dog and releases the thread tension keeping your hands on the fabric while guiding and pivoting.
Temporary Altered Stitch Memory	Remembers all your personalized stitch settings when you switch to another pattern and back during a sewing session.
Long-term Memory/ Stitch Combinations	30 spaces are available for decorative stitch combinations including lettering. Patterns remain in memory even after the machine is turned off.
Needle Stop	Pre-determine the stop position of the needle to stop in or out of the fabric giving you flexibility in every sewing task.
Needle Drop	Press & hold the Needle Stop button to move the needle to the next position.
Pattern End	No more half-finished patterns; machine stops after pattern is complete.
Mirror Image	Sew the mirror image of a stitch pattern horizontally.
Automatic One-Step Buttonhole with Memory Function	Set the length of the One-Step Buttonhole using the Quick Reverse. Held in the temporary memory, the same size buttonhole may be repeated.
Hopper Mechanism	For free-motion stitching, the hopper mechanism ensures the needle and presser foot are working with you to form beautiful stitches.

SEWING FUNCTIONS					
	Quick Reverse Continuous Reverse		Pattern End		Letters, Numbers, Characters
	Start/Stop button		Mirror Image (Right/Left)	 Long-term Memory Entering Stitch Combinations	
	Speed Control		Stitch Selection Button		
	Needle Stop (Up/Down) Needle Drop		Clear Reverts to Basic Settings		

**Customizing
Stitch Settings**

Altering Stitch Width

Altering Needle Position

Altering Stitch Length

STITCH CHARTS

BERNINA[®] B 380

BERNINA 380 Accessories

7 Presser Feet:

- Reverse Pattern Foot #1
- Overlock Foot #2
- Buttonhole Foot #3A
- Zipper Foot #4
- Blind Hem Foot #5
- Jeans Foot #8
- Open Embroidery Foot #20

Optional:

- Electronic Foot Control
- Additional Accessory Feet
- Seam Guide for Slide-on Table

Additional Accessories:

- Instruction Manual
- Slide-on Table
- Free Hand System
- Accessory Box
- Soft Cover
- 5 Bobbins (total)
- 1 pkg. Assorted Needles
- Height Compensation Tool
- Seam Guide, Right
- Seam Ripper
- Small Screwdriver
- Angular Torx Tool
- Small Oil Tube
- 3 Spool Discs
- 2 Foam Pads
- 1 Lint Brush

WARRANTY

- 20 years Mechanical
- 5 years Electronic
- 2 years Electrical



BERNINA 350 PE

Stitch Package 191 Stitch Patterns

18 Practical, 2 Buttonholes,
1 Sew-on Button Program,
63 Decorative, 11 Quilting,
2 Alphabets + 1 Darning Program

GENERAL MACHINE FEATURES and BENEFITS

LCD Screen	Everything you need know to sew is on the screen and at your fingertips, including recommended presser foot, stitch length & width settings and needle position.
One Touch System	Basic stitches are easily accessed through one touch of a button. Select additional stitch options by entering the stitch number on the keypad.
LED Sewing Lights	8 long-lasting luminous LED lights fully illuminate around the sewing area.
Semi-automatic Needle Threader	Thread the needle in one simple process.
Start/Stop & Slide Speed Control	As an alternative to the traditional foot control, power the machine using the Start/Stop button and regulate the speed with the Slide Speed control.
Powerful DC Motor	Consistent stitching on multiple layers & heavy fabrics. No stalling!
Separate Bobbin Winding Motor	Wind a bobbin quickly and <i>even</i> wind a bobbin while sewing!
Hook System	The BERNINA patented CB hook system ensures perfectly balanced stitches and uses a standard BERNINA CB hook bobbin.

SEWING MACHINE FEATURES and BENEFITS

Maximum Sewing Speed	900 stitches per minute.
5.0 mm Maximum Stitch Length	The variable Stitch Length provides a smooth transition from length to length and can be adjusted while sewing.
5.5 mm Maximum Stitch Width	Adjust Stitch Width of all stitches on the machine to accommodate various thread and fabric types; even adjusting as you sew.
9 Needle Positions	Enables very precise sewing; sew most patterns in any needle position.
Free Hand System	Knee operated lever raises the presser foot, lowers the feed dog and releases the thread tension keeping your hands on the fabric while guiding and pivoting.
Temporary Altered Stitch Memory	Remembers all your personalized stitch settings when you switch to another pattern and back during a sewing session.
Long-term Memory/ Stitch Combinations	30 spaces are available for decorative stitch combinations including lettering. Patterns remain in memory even after the machine is turned off.
Needle Stop	Pre-determine the stop position of the needle to stop in or out of the fabric giving you flexibility in every sewing task.
Needle Drop	Press & hold the Needle Stop button to move the needle to the next position.
Pattern End	No more half-finished patterns; machine stops after pattern is complete.
Automatic One-Step Buttonhole with Memory Function	Set the length of the One-Step Buttonhole using the Quick Reverse. Held in the temporary memory, the same size buttonhole may be repeated.
Hopper Mechanism	For free-motion stitching, the hopper mechanism ensures the needle and presser foot are working with you to form beautiful stitches.

SEWING FUNCTIONS					
	Quick Reverse Continuous Reverse		Pattern End		Letters, Numbers, Characters
	Start/Stop button				Long-term Memory Entering Stitch Combina- tions
	Speed Control		Stitch Selection Button		
	Needle Stop (Up/Down) Needle Drop		Clear Reverts to Basic Settings		

**Customizing
Stitch Settings**

Altering Stitch Width

Altering Needle Position

Altering Stitch Length

STITCH CHARTS

BERNINA[®] B 350

A A

BERNINA 350 PE Accessories

7 Presser Feet:

One shank + 5 snap-on soles:

- Reverse Pattern Sole #1
- Zipper Sole #4
- Blind Hem Sole #5
- Open Embroidery Sole #20
- Patchwork Sole #37
- Buttonhole Foot #3A
- Walking Foot #50

Optional:

- Electronic Foot Control
- Accessory Box
- Additional Accessory Feet
- Seam Guide for Slide-on Table

Additional Accessories:

- Instruction Manual
- Slide-on Table
- Free Hand System
- Accessory Bag
- Soft Cover
- 5 Bobbins (total)
- 1 pkg. Assorted Needles
- Height Compensation Tool
- Seam Guide, Right
- Seam Ripper
- Small Screwdriver
- Angular Torx Tool
- Small Oil Tube
- 3 Spool Discs
- 2 Foam Pads
- 1 Lint Brush

WARRANTY

- 20 years Mechanical
- 5 years Electronic
- 2 years Electrical

BERNINA 330



Stitch Package 97 Stitch Patterns





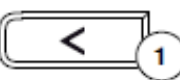


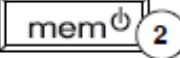

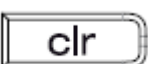
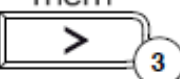
15 Practical, 1 Buttonhole,
1 Sew-on Button Program,
23 Decorative, 3 Quilting,
1 Alphabet + 1 Darning Program

GENERAL MACHINE FEATURES and BENEFITS


LCD Screen	Everything you need know to sew is on the screen and at your fingertips, including recommended presser foot, stitch length & width settings and needle position.
One Touch System	Basic stitches are easily accessed through one touch of a button. Select additional stitch options by entering the stitch number on the keypad.
LED Sewing Lights	8 long-lasting luminous LED lights fully illuminate around the sewing area.
Semi-automatic Needle Threader	Threads the needle in one simple process.
Start/Stop & Slide Speed Control	As an alternative to the traditional foot control, power the machine using the Start/Stop button and regulate the speed with the Slide Speed control.
Powerful DC Motor	Consistent stitching on multiple layers & heavy fabrics. No stalling!
Separate Bobbin Winding Motor	Wind a bobbin quickly and <i>even</i> wind a bobbin while sewing!
Hook System	The BERNINA patented CB hook system ensures perfectly balanced stitches and uses a standard BERNINA CB hook bobbin.


SEWING MACHINE FEATURES and BENEFITS


Maximum Sewing Speed	900 stitches per minute.
5.0 mm Maximum Stitch Length	The variable Stitch Length provides a smooth transition from length to length and can be adjusted while sewing.
5.5 mm Maximum Stitch Width	Adjust Stitch Width of all stitches on the machine to accommodate various thread and fabric types; even adjusting as you sew.
9 Needle Positions	Enables very precise sewing; sew most patterns in any needle position.
Temporary Altered Stitch Memory	Remembers all your personalized stitch settings when you switch to another pattern and back during a sewing session.
Long-term Memory/ Stitch Combinations	30 spaces are available for decorative stitch combinations including lettering. Patterns remain in memory even after the machine is turned off.
Needle Stop	Pre-determine the stop position of the needle to stop in or out of the fabric giving you flexibility in every sewing task.
Needle Drop	Press & hold the Needle Stop button to move the needle to the next position.
Pattern End	No more half-finished patterns; machine stops after pattern is complete.
Automatic One-Step Buttonhole with Memory Function	Set the length of the One-Step Buttonhole using the Quick Reverse. Held in the temporary memory, the same size buttonhole may be repeated.
Hopper Mechanism	For free-motion stitching, the hopper mechanism ensures the needle and presser foot are working with you to form beautiful stitches.

SEWING FUNCTIONS					
	Quick Reverse Continuous Reverse		Pattern End		Letters, Numbers, Characters
	Start/Stop button				Long-term Memory Entering Stitch Combina- tions
	Speed Control		Stitch Selection Button		
	Needle Stop (Up/Down) Needle Drop		Clear Reverts to Basic Settings		

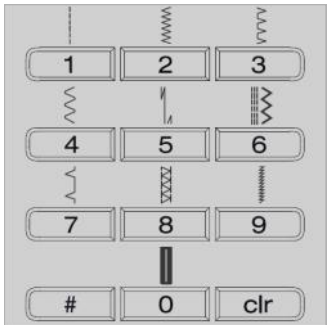
**Customizing
Stitch Settings**

 Altering Stitch Width


 Altering Needle Position

 Altering Stitch Length

STITCH CHARTS



BERNINA[®] B 330



A

BERNINA 330 Accessories

5 Presser Feet:

One shank + 4 snap-on soles:

- Reverse Pattern Sole #1
- Overlock Sole #2
- Zipper Sole #4
- Blind Hem Sole #5
- Buttonhole Foot #3A

Optional:

- Seam Guide for Slide-on Table
- Electronic Foot Control
- Accessory Box
- Additional Accessory Feet

Additional Accessories:

- Instruction Manual
- Slide-on Table
- Accessory Bag
- Soft Cover
- 5 Bobbins (total)
- 1 pkg. Assorted Needles
- Height Compensation Tool
- Seam Guide, Right
- Seam Ripper
- Small Screwdriver
- Angular Torx Tool
- Small Oil Tube
- 3 Spool Discs
- 2 Foam Pads
- 1 Lint Brush

WARRANTY

- 20 years Mechanical
- 5 years Electronic
- 2 years Electrical



BERNINA 215

Simply Red

Stitch Package
11 Stitch Patterns
 10 Practical, 1 Buttonhole

GENERAL MACHINE FEATURES and BENEFITS	
LCD Screen	Everything you need know to sew is on the screen and at your fingertips, including recommended presser foot, stitch length & width settings and needle position.
One Touch System	Basic stitches are easily accessed through one touch of a button.
LED Sewing Lights	Long-lasting luminous LED lights illuminate the sewing area.
Semi-automatic Needle Threader	Threads the needle in one simple process.
Powerful DC Motor	Consistent stitching on multiple layers & heavy fabrics. No stalling!
Hook System	The BERNINA patented CB hook system ensures perfectly balanced stitches and uses a standard BERNINA CB hook bobbin.
Design Skin Compatible	Show your creativity & personality. Design Skins transform your BERNINA into a stylish, individualized machine. Select from stock or custom-created skins.
SEWING MACHINE FEATURES and BENEFITS	
Maximum Sewing Speed	900 stitches per minute.
5.0 mm Maximum Stitch Length	The variable Stitch Length provides a smooth transition from length to length and can be adjusted while sewing.
5.5 mm Maximum Stitch Width	Adjust Stitch Width of all stitches on the machine to accommodate various thread and fabric types; even adjusting as you sew.
9 Needle Positions	Enables very precise sewing; sew most patterns in any needle position.
Temporary Altered Stitch Memory	Remembers all your personalized stitch settings when you switch to another pattern and back during a sewing session.
Needle Stop	Pre-determine the stop position of the needle to stop in or out of the fabric giving you flexibility in every sewing task.
Needle Drop	Press & hold the Needle Stop button to move the needle to the next position.
Pattern End	No more half-finished patterns; machine stops after pattern is complete.
Manual Four-Step Buttonhole	Both beads of the buttonhole are sewn in the same directions. Individual steps blink on the LCD screen. Includes securing stitches.
Hopper Mechanism	For free-motion stitching, the hopper mechanism ensures the needle and presser foot are working with you to form beautiful stitches.

SEWING FUNCTIONS	
	Quick Reverse Continuous Reverse
	Needle Stop (Up/Down) Needle Drop
	Sew at Half Speed
	Clear Reverts to Basic Settings

CUSTOMIZING STITCH SETTINGS	
	Altering Stitch Width
	Altering Needle Position
	Altering Stitch Length

STITCH CHART		

BERNINA 215 Accessories

5 Presser Feet:

One shank + 5 snap-on soles:

- Reverse Pattern Sole #1
- Overlock Sole #2
- Buttonhole Sole #3
- Zipper Sole #4
- Blind Hem Sole #5

Optional:

- Seam Guide for Slide-on Table
- Electronic Foot Control
- Accessory Box
- Additional Accessory Feet

Additional Accessories:

- Instruction Manual
- Slide-on Table
- Soft Cover
- Accessory Bag
- 3 Bobbins (total)
- 1 pkg. Assorted Needles
- Seam Ripper
- Small Oil Tube
- 3 Spool Discs
- 1 Foam Pad
- 1 Lint Brush

WARRANTY

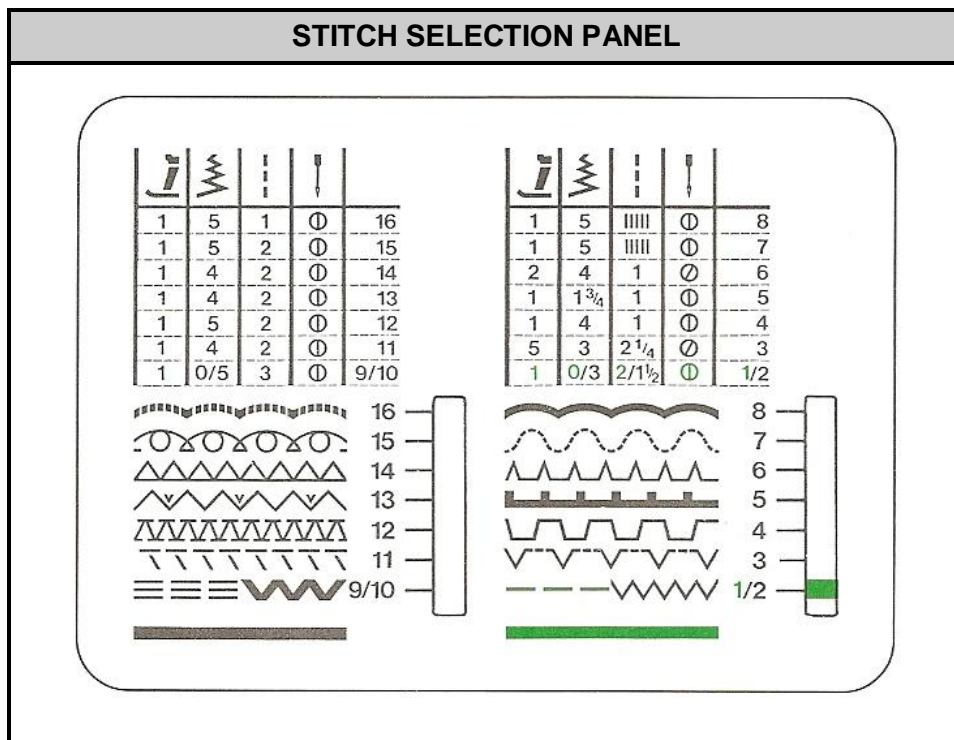
- 20 years Mechanical
- 5 years Electronic
- 2 years Electrical



BERNINA 1008

Stitch Package
17 Stitch Patterns
 14 Practical, 2 Decorative, 1 Buttonhole

GENERAL MACHINE FEATURES and BENEFITS	
Stitch Selection Panel	Readable at a glance, the stitch panel indicates the correct presser foot, needle position, stitch length and width for successful sewing.
Manual Stitch Selection	Stitch Selection is fast and easy using the Stitch Selection Panel. For each stitch, manually adjust needle position, stitch length and width.
Standard Light Bulb	A standard sewing machine light bulb illuminates the sewing area.
AC Motor	A strong motor provides quiet power.
Hook System	The BERNINA patented CB hook system ensures perfectly balanced stitches and uses a standard BERNINA CB hook bobbin.
SEWING MACHINE FEATURES and BENEFITS	
Maximum Sewing Speed	1050 stitches per minute.
5.0 mm Maximum Stitch Length	The variable Stitch Length provides a smooth transition from length to length and can be adjusted while sewing.
5.5 mm Maximum Stitch Width	Adjust Stitch Width of all stitches on the machine to accommodate various thread and fabric types; even adjusting as you sew.
5 Needle Positions	Position the stitch where you want it without moving the fabric.
Needle Stop Up	The stop position of the needle is to stop (up) out of the fabric.
Quick Reverse	Tie off stitches with a quick push of a knob.
Manual Six-Step Buttonhole	Both beads are sewn in the same direction for even stitch density. Density is adjustable for perfect buttonholes on any fabric.
Hopper Mechanism	For free-motion stitching, the hopper mechanism ensures the needle and presser foot are working with you to form beautiful stitches.



BERNINA 1008 Accessories

5 Presser Feet:

One shank + 5 snap-on soles:

- Reverse Pattern Sole #1
- Overlock Sole #2
- Buttonhole Sole #3
- Zipper Sole #4
- Blind Hem Sole #5

Optional:

- Slide-on Table
- Additional Accessory Feet

Additional Accessories:

- Instruction Manual
- Soft Cover
- Accessory Box
- 4 Bobbins
- 1 pkg. Assorted Needles
- Seam Ripper
- Small Screwdriver
- Bulb Holder
- Small Oil Tube
- 1 Lint Brush

WARRANTY

- 20 years Mechanical
- 2 years Electrical