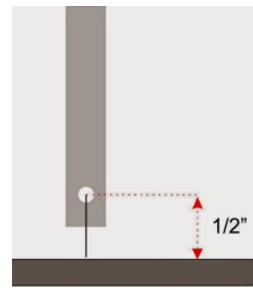


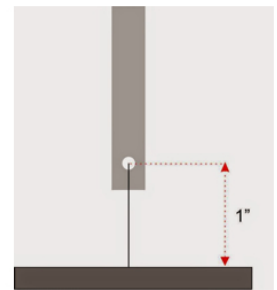
RULER FOOT & TEMPLATE SIZE GUIDE:

FOOT & TEMPLATE THICKNESS:

To determine your shank size all you need to do is **lower your foot** and then measure the height of the center of the hole for the screw from the needle plate. We offer 4 Different Foot styles and 2 different thicknesses of templates for Domestic machines based on shank height.



Low Shank



High Shank

OTHER SIZES AVAILABLE INCLUDE:

Medium Shank Ruler Foot:

- Bernina 7 Series and 8 Series machines benefit from a MS foot as it allows the foot to sit lower to the plate and helps remove the hop.
- Pfaff Machines using the Spring Free Motion Setting: Creative Sensation Pro, Creative Sensation, Creative Vision, Creative Performance, Creative 4.5, 4.0, 3.0, 2.0, Performance 5.0, Quilt Expression 4.2, 4.0, Expression 3.5, 3.2, 3.0, 2.0, Expression 150.



Low Shank Ruler Foot™



High Shank Ruler Foot™



High Shank Special Foot:

- Brother PQ1300 PQ1300 PQ1500S
- Babylock BLQP BL500A
- Janome 1600P 1600P-DB 1600-QC
- JUKI DDL-227 DDL-555 DDL-8700 TL-98E TL-98P TL-98QE TL2000Qi TL2010
- Pfaff 1200 Grand Quilter
- Husqvarna Mega Quilter
- Singer 2OU 31-15

Ruler Foot Size Guide by Manufacturer (subject to change):







Bernina – All low shank with #77 shank adapter (***) 8 series and 7 series which we recommend a Mid Shank foot see above)
 Babylock – Most low shank except (High Shank- Ellageo, Aria, Crescendo, Destiny, Unity, Journey and see HSS list)
 Brother – Most low shank except (High shank - VE2200, VQ3000, VM5100, VQ2400, VM6200, XV8500D, and see HSS list)
 Janome - A good mix of high and low shank (Recommend using a the measurement test)
 Juki – Most Low Shank (see also HSS list)
 Pfaff - Most Low shank (see MS and HSS list for exceptions)
 Singer - All low shank (see HSS list also except no foot available for Slant Shank Machines)
 Viking – All low shank (except HSS list, not available for Viking No 1)

Template Guidance:

1/2" Ruler Foot and Template Sizes and Styles Chart

1/2 Ruler Foot Sizes and Styles

Template Thickness

 Low Shank Ruler Foot™  Medium Shank Ruler Foot™	 Low Shank Template™ Use Low Shank Templates 3mm Thick for LS / MS Feet
 High Shank Ruler Foot™  High Shank Special Ruler Foot™	 High Shank Template™ Use High Shank Template 4.5mm Thick for HS / HSS Feet

******Long Arm:** If your foot on your machine hops then you will need a 6mm Thick Long Arm Template. Also Available is a 1/2 Gammill Ruler Foot and all our templates are available in a for Long Arm machines in a 6mm thickness.

What is a 1/2" Ruler foot? " 1/2" refers to the diameter of the foot. This results in a stitch line that is always a 1/4" from the needle..